

**UNITED STATES  
SECURITIES AND EXCHANGE COMMISSION**

Washington, DC 20549

**FORM 8-K**

**CURRENT REPORT**

**Pursuant to Section 13 or 15(d) of the  
Securities Exchange Act of 1934**

Date of Report (Date of earliest event reported): **November 17, 2005**

**Hansen Natural Corporation**

(Exact name of registrant as specified in its charter)

**Delaware**

(State or other jurisdiction of incorporation)

**0-18761**

(Commission File Number)

**39-1679918**

(IRS Employer Identification No.)

**1010 Railroad Street  
Corona, California 92882**

(Address of principal executive offices and zip code)

**(951) 739 - 6200**

(Registrant's telephone number, including area code)

**N/A**

(Former name or former address, if changed since last report)

Check the appropriate box below if the Form 8-K filing is intended to simultaneously satisfy the filing obligation of the registrant under any of the following provisions:

- Written communications pursuant to Rule 425 under the Securities Act (17 CFR 230.425)
- Soliciting material pursuant to Rule 14a-12 under the Exchange Act (17 CFR 240.14a-12)
- Pre-commencement communications pursuant to Rule 14d-2(b) under the Exchange Act (17 CFR 240.14d-2(b))
- Pre-commencement communications pursuant to Rule 13e-4(c) under the Exchange Act (17 CFR 240.13e-4(c))

Item 7.01. Regulation FD Disclosure

On November 17, 2005, the Chairman and Vice Chairman of the Company will deliver a presentation at the Lehman Brothers 2005 Small Cap Conference in Carlsbad, California. A copy of the slides that will be used in the presentation is furnished as Exhibit 99.1 hereto.

Item 9.01 Financial Statements and Exhibits

(c) Exhibits.

The following exhibit is furnished herewith:

Exhibit 99.1 Presentation

SIGNATURES

Pursuant to the requirements of the Securities Exchange Act of 1934, the registrant has duly caused this report to be signed on its behalf by the undersigned hereunto duly authorized.

Date: November 17, 2005

/s/Hilton H. Schlosberg

Hilton H. Schlosberg

Vice Chairman of the Board of Directors,  
President and Chief Financial Officer



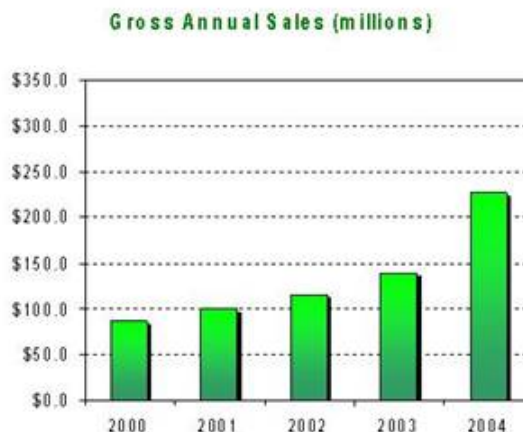
# Introduction



- Hansen's is a 70 year old trusted brand that stands for high quality, "better for you" natural beverages.
- Hansen's formulates and markets unique premium beverages at the forefront of consumer trends.
- Hansen's enjoys leadership positions across several categories, including the natural soda and energy categories.

[Link to searchable text of slide shown above](#)

Since 2000, Hansen's has enjoyed an annual growth rate of 27.5% compounded through 2004.



In 2005, Hansen's has continued its upward growth trend.

A comparison of the first nine-months ended September 30, 2005 to the nine-months ended September 30, 2004 shows:

- The business grew 85.9% from \$162.3 million to \$301.8 million in gross sales (net of discounts and returns).

[Link to searchable text of slide shown above](#)

# Financial Performance



- Hansen's continues to enjoy excellent operating performance, with continuing growth.
- The Company's operating results are summarized below:

|   | Year Ending December 31, |          |          | Nine-months Ending<br>September 30, |          |
|---|--------------------------|----------|----------|-------------------------------------|----------|
|   | 2002                     | 2003     | 2004     | 2004                                | 2005     |
| Gross Sales net of discounts/returns (Millions except per share data) | \$ 112.9                 | \$ 135.7 | \$ 224.1 | \$ 162.3                            | \$ 301.8 |
| Net Sales   | 92.0                     | 110.4    | 180.3    | 130.0                               | 250.9    |
| Cost of Sales   | 58.8                     | 66.6     | 96.9     | 71.5                                | 120.3    |
| Gross Profit  | 33.2                     | 43.8     | 83.5     | 58.5                                | 130.6    |
| Operating Income  | \$ 5.3                   | \$ 9.8   | \$ 33.9  | \$ 22.0                             | \$ 73.7  |
| Net Income after Taxes  | \$ 3.0                   | \$ 5.9   | \$ 20.4  | \$ 13.1                             | \$ 44.3  |
| Net Income Per Common Share   |                          |          |          |                                     |          |
| Diluted   | \$ 0.29                  | \$ 0.55  | \$ 1.73  | \$ 0.56                             | \$ 1.84  |
| Sales Growth (Net)  | 15.4%                    | 20.0%    | 63.3%    |                                     | 93.0%    |
| Gross Margin (of Net Sales)   | 36.1%                    | 39.7%    | 46.3%    | 45.0%                               | 52.1%    |
| Cases<br>(Millions, 192 oz. equiv.)                                   | 17.6                     | 20.4     | 29.8     | 21.9                                | 35.7     |

[Link to searchable text of slide shown above](#)

# Product Line Overview



A Brief Snapshot of the Major Product Portfolios

## Warehouse



- Exclusive contracts for apple and blended juice 64 oz. for CA WIC Program (started July '04). Additional blended juice launched in 2005.



November 2005

Page 7

[Link to searchable text of slide shown above](#)

# Product Line Overview



A Brief Snapshot of the Major Product Portfolios

## DSD



- Includes Monster, Lost, Hansen's Energy and Energade
- Represents 72% of total YTD gross sales through September 30, 2005
- Packaged in 8 oz., 16 oz., and 23.5 oz. size cans



November 2005

Page 8

[Link to searchable text of slide shown above](#)



[Link to searchable text of slide shown above](#)





[Link to searchable text of slide shown above](#)

**Soda Product Attributes**

- All natural, no preservatives, caffeine free, and in the case of Hansen's, sodium free
- Great tasting
- No artificial colors or flavors

[Link to searchable text of slide shown above](#)

- Hansen's is the leading natural soda in the U.S.
- Blue Sky is the leading natural soda in the health food category
- Substantial growth in Hansen's diet sodas sweetened with Splenda
- Predominantly Western distribution at mainstream grocery, club, health food, and specialty. Eastern distribution presently limited to health food, health food sections of grocery chains, and specialty.
- Brand has unlimited potential due to its premium natural positioning to secure large share of the otherwise flat CSD market through national expansion.



[Link to searchable text of slide shown above](#)



[Link to searchable text of slide shown above](#)



[Link to searchable text of slide shown above](#)

**Juice Product Attributes**

- Great tasting/premium positioning
- Enhanced with vitamins and/or calcium
- First shelf-stable smoothies in the U.S.

|               |  |         |
|---------------|--|---------|
| November 2005 |  | Page 16 |
|---------------|--|---------|

[Link to searchable text of slide shown above](#)

- Hansen's 64 oz. apple juice is the #1 shelf-stable bottled juice in Southern and Northern California.\* Hansen's 64 oz. apple grape juice is the #4 and #7 shelf-stable bottled juice in Southern and Northern California, respectively.\* Hansen's apple strawberry juice is now #6 in Southern California and #25 in Northern California.
- Apple and blended juice WIC contracts provide expansive distribution in California and promotional opportunities, particularly to Hispanic demographics
- Light 64 oz. juices and low carb smoothies new for 2005
- Substantial opportunities for distribution expansion

\*Source: Information Resources Inc., Northern and Southern California, \$2 million+ Food [chain grocery] category, 12 week dollar sales period ending October 2, 2005

|               |  |         |
|---------------|--|---------|
| November 2005 |  | Page 17 |
|---------------|--|---------|

[Link to searchable text of slide shown above](#)



[Link to searchable text of slide shown above](#)



[Link to searchable text of slide shown above](#)



[Link to searchable text of slide shown above](#)



[Link to searchable text of slide shown above](#)





[Link to searchable text of slide shown above](#)



[Link to searchable text of slide shown above](#)

## **Energy Product Attributes**

- Great tasting
- 16 oz. value size
- Efficacious formulations, taste profiles, and image are important contributors to success
- Products cover broad energy demographics

- Energy market is the fastest growing segment of U.S. beverage industry.
- \$1 billion at wholesale in 2004. Projected 2005 growth between 30%-35%. <sup>1</sup> 2005, 3Q sales-convenience suggest growth 50%+ (per Nielsen).<sup>2</sup>
- Monster is one of the fastest growing major energy drinks in U.S. (per Nielsen).<sup>2</sup>
- Monster has highest sales per point in convenience channel in most major U.S. markets, excluding Red Bull (per Nielsen).<sup>2</sup>
- We believe that convenience channel represents 50%+ of total energy market.
- Lost is a key brand appealing to teenage / college consumer.
- Energade has broad demographic appeal due to unique energy/ sports drink combination.

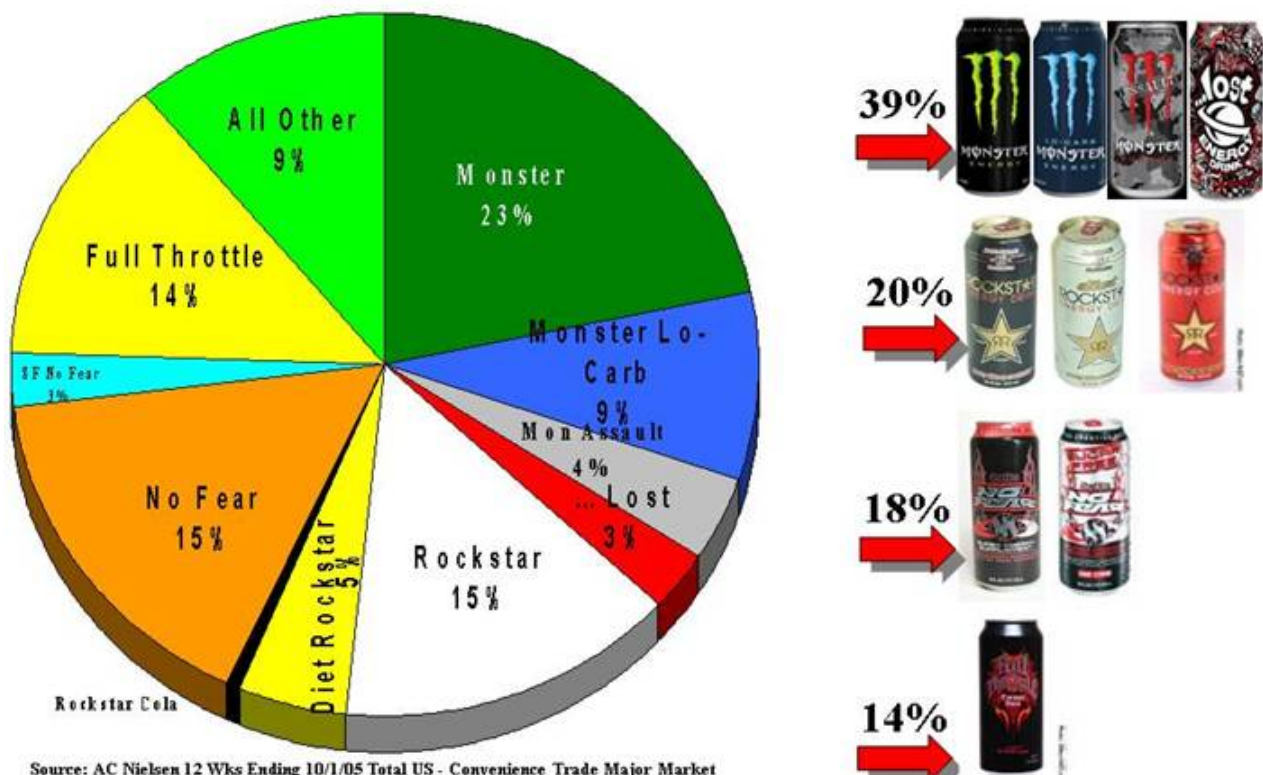
<sup>1</sup> Source: Beverage Marketing Corporation

<sup>2</sup> Source: AC Nielsen 12 Wks Ending 10/1/05 Total US - Convenience Trade Major Market

[Link to searchable text of slide shown above](#)

## 16oz Category Leaders-Convenience

Hansen's: #1 Player Overall!



[Link to searchable text of slide shown above](#)

| <b>Market Share - Energy Drinks</b> |              |                    |
|-------------------------------------|--------------|--------------------|
|                                     | Dollar Share | Share Change vs YA |
| Red Bull                            | 39.7%        | (8.7)              |
| <b>M onster</b>                     | <b>17.3%</b> | <b>7.7</b>         |
| Rockstar                            | 9.9%         | 0.9                |
| No Fear                             | 7.3%         | 0.4                |
| Full Throttle                       | 5.9%         | 5.9                |
| A drenaline                         | 4.6%         | (1.8)              |
| A m p                               | 4.3%         | (1.7)              |
| ... Lost                            | 1.1%         | 0.0                |
| Hansen's                            | 0.6%         | (0.9)              |
| O ther                              | 9.5%         | (1.7)              |
| Total                               | 100%         |                    |

[Link to searchable text of slide shown above](#)

# Focus on Monster Energy

Fastest Growing Energy Brand in the U.S.

- Proven products with potential for even greater sales velocity and distribution through effective distribution system. Significant convenience chain distribution gains.
- Monster Assault recently launched.
- Separate brand facilitates aggressive, extreme marketing to youth-culture demographic without compromising integrity of Hansen's brand. Examples include Pro-Circuit sponsorship, Monster team athletes, and Vans Warped Tour. Visit [www.monsterenergy.com](http://www.monsterenergy.com).
- Exclusive energy beverage vending rights on Las Vegas Monorail



[Link to searchable text of slide shown above](#)

## PRO CIRCUIT/KAWASAKI RACING

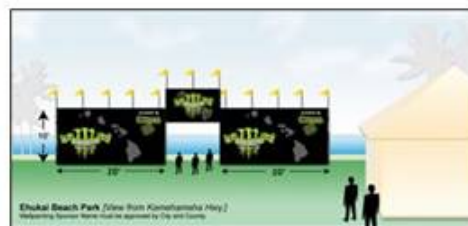
- **MX/SX is the pinnacle of Action Sports.**
- **Pro Circuit Racing is a well respected "perennial winner" with 14 championships in 15 years.**
- **Nearly one million spectators will attend the 2005 MX/SX racing season.**
- **TV coverage will reach approximately 5 million plus viewers.**



[Link to searchable text of slide shown above](#)

## MONSTER ENERGY PRO 2005

- Monster Energy Pro Presented by Billabong
- North Shore, Oahu, Hawaii February 15th - 25th
- World Famous Bonsai Pipeline
- ASP 4-star event, \$60,000 prize purse
- 30-minute Fox Sports Net TV Program (Summer '05)
- Billabong Hosted Web Cast



**Billabong**

BILLABONG XXL BIG WAVE AWARDS



The Billabong XXL Award will be won by the surfer who, by any means available, catches and successfully rides the single biggest wave of the year based on analysis of the available images.

- Billabong Biggest Wave Award
- Monster Biggest Paddle Wave Award
- Monster Tube of the Year Award



[Link to searchable text of slide shown above](#)



Van's Warped Tour



- Most popular, longest running Action Sports/Music Festival in the United States.
- MONSTER has been a sponsor for 3 years.
- 49 concert dates throughout U.S. and Canada.
- MONSTER is the "Official Energy Drink" of the Vans Warped Tour 2005.



[Link to searchable text of slide shown above](#)

## LAS VEGAS MONSTER-RAIL

- Las Vegas is the “most visited city” in the world, approximately 40-million people visit Las Vegas every year.
- The monorail connects the “Las Vegas Strip” to the Las Vegas Convention Center and will connect to the Fremont Street Experience and McCarran International Airport in due course.
- The Monster Train is the first corporate-sponsored train of the Las Vegas Monorail.
- Monster Energy Drink and Hansen’s Natural Soda exclusive vending rights at all monorail stations.



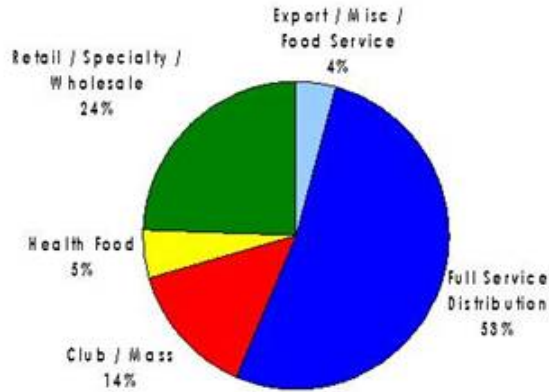


# Channel Mix Summary

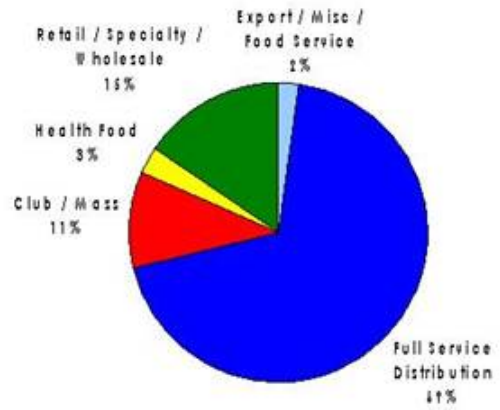


- Hansen's beverages can be found in all major channel types:

**Channel Mix Three Months Ended  
September 30, 2004**



**Channel Mix Three Months Ended  
September 30, 2005**



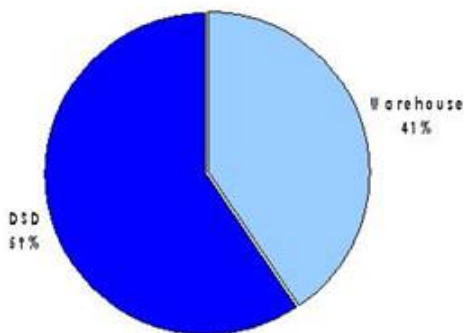
[Link to searchable text of slide shown above](#)

# Product Mix Summary

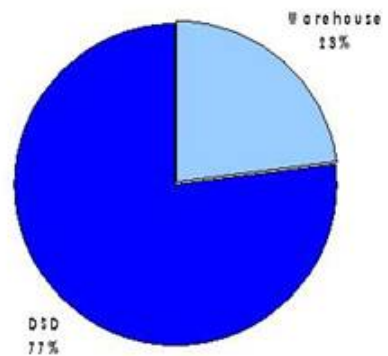


- Hansen's has continued to diversify its product lines:

**Product Mix Three Months Ended  
September 30, 2004**



**Product Mix Three Months Ended  
September 30, 2005**

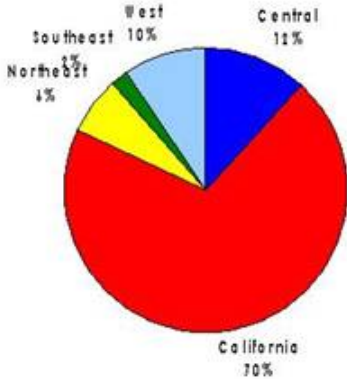


[Link to searchable text of slide shown above](#)

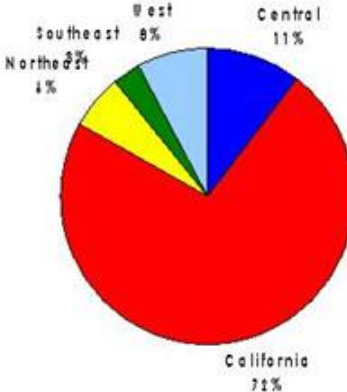
# Geographic Mix Summary - Warehouse



**Geographic Mix Three Months Ended September 30, 2004**

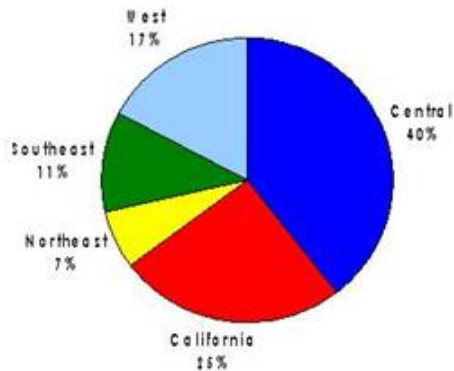


**Geographic Mix Three Months Ended September 30, 2005**

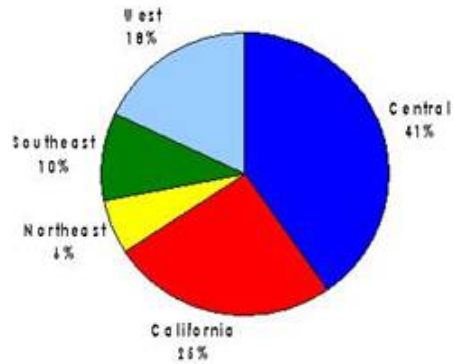


[Link to searchable text of slide shown above](#)

**Geographic Mix Three Months Ended  
September 30, 2004**



**Geographic Mix Three Months Ended  
September 30, 2005**



[Link to searchable text of slide shown above](#)

**Distribution Strategy and Logistics**

*Hansen's Products Reach Customers Nationwide*

**Customers**

- The table to the right demonstrates the diversity of Hansen's customer base.

**Value Chain / Logistics**

- Hansen's contracts with a number of co-packers for manufacture.

| Channel                 | Selected Customers   |
|-------------------------|--|
| Grocery                 | Safeway<br>Albertson's<br>Kroger<br>Ralph's<br>Vons  |
| Health Food / Specialty | Whole Foods<br>Wild Oats<br>Trader Joes  |
| Warehouse               | B.J.'s<br>Costco<br>Sam's Club   |
| Mass / Drug             | Wal-Mart<br>Target<br>Savon<br>Walgreen's<br>CVS   |
| Convenience             | 7-11<br>Chevron<br>BP / Arco / AM/PM<br>Circle-K / Mac's<br>Speedway<br>Exxon - Mobil<br>Hess<br>Sunoco<br>Casey's<br>United Dairy Farmers |

[Link to searchable text of slide shown above](#)

# Growth Strategy

## Four-Pronged Approach



- Grow existing brands
- Develop and launch new products / brands including:
  - Rumba Energy Juice*
  - Joker Mad Energy*
  - Monster 23.5 oz and 8 oz. cans*
  - Monster Khaos*
  - ...lost Five-O*
  - ...lost Perfect 10*
  - Fizzit*
  - Others*
- Expand distribution
- Increase quality and penetration of existing distribution

- Hansen's continues to excel in its markets.
- The Hansen's brand is respected and trusted in the marketplace by an extremely loyal base of consumers.
- The premium healthier brand image enjoyed by Hansen's Natural Sodas offers unlimited opportunity to capture substantial additional share of the CSD market, through national distribution.
- Monster, Lost, Hansen's Energy, Energade and Rumba provide an unparalleled platform to lead the energy category (together with Red Bull). In fact, as this category continues to grow, the Hansen's portfolio is better positioned to address the broader, emerging consumer base than Red Bull or any of the competition.

|               |  |         |
|---------------|--|---------|
| November 2005 |  | Page 40 |
|---------------|--|---------|

[Link to searchable text of slide shown above](#)

## Searchable text section of graphics shown above

[GRAPHIC]

[LOGO]

November 2005

Safe Harbor Statement

[LOGO]

This material contains certain "forward-looking" statements. These statements are based on management's current expectations and are naturally subject to uncertainty and changes in circumstances. Actual results may vary materially from the expectations contained herein and listeners are cautioned not to place undue reliance on any forward-looking comments. For a review of specific risk factors, please refer to our statements filed at the Securities and Exchange Commission. Hansen Natural Corporation undertakes **no** obligation to update or alter its forward-looking statements, whether as a result of new information, future events or otherwise.

2

Introduction

[GRAPHIC]

3

- Hansen's is a 70 year old trusted brand that stands for high quality, "better for you" natural beverages.
- Hansen's formulates and markets unique premium beverages at the forefront of consumer trends.
- Hansen's enjoys leadership positions across several categories, including the natural soda and energy categories.

4

Since 2000, Hansen's has enjoyed an annual growth rate of 27.5% compounded through 2004.

Gross Annual Sales (millions)

[CHART]

In 2005, Hansen's has continued its upward growth trend.

A comparison of the first nine-months ended September 30, 2005 to the nine-months ended September 30, 2004 shows:

- The business grew 85.9% from \$162.3 million to \$301.8 million in gross sales (net of discounts and returns).

5

#### Financial Performance

- Hansen's continues to enjoy excellent operating performance, with continuing growth.
- The Company's operating results are summarized below:

|   | Year Ending December 31, |          |          | Nine-months Ending September 30, |          |
|---|--------------------------|----------|----------|----------------------------------|----------|
|   | 2002                     | 2003     | 2004     | 2004                             | 2005     |
| Gross Sales net of discounts/returns (Millions except per share data) | \$ 112.9                 | \$ 135.7 | \$ 224.1 | \$ 162.3                         | \$ 301.8 |
| Net Sales   | 92.0                     | 110.4    | 180.3    | 130.0                            | 250.9    |
| Cost of Sales   | 58.8                     | 66.6     | 96.9     | 71.5                             | 120.3    |
| Gross Profit  | 33.2                     | 43.8     | 83.5     | 58.5                             | 130.6    |
| Operating Income  | \$ 5.3                   | \$ 9.8   | \$ 33.9  | \$ 22.0                          | \$ 73.7  |
| Net Income after Taxes  | \$ 3.0                   | \$ 5.9   | \$ 20.4  | \$ 13.1                          | \$ 44.3  |
| Net Income Per Common Share   |                          |          |          |                                  |          |
| Diluted   | \$ 0.29                  | \$ 0.55  | \$ 1.73  | \$ 0.56                          | \$ 1.84  |
| Sales Growth (Net)  | 15.4%                    | 20.0%    | 63.3%    |                                  | 93.0%    |
| Gross Margin (of Net Sales)   | 36.1%                    | 39.7%    | 46.3%    | 45.0%                            | 52.1%    |
| Cases   |                          |          |          |                                  |          |
| (Millions, 192 oz. equiv.)  | 17.6                     | 20.4     | 29.8     | 21.9                             | 35.7     |

6

#### Product Line Overview

##### A Brief Snapshot of the Major Product Portfolios

#### Warehouse

- Exclusive contracts for apple and blended juice 64 oz. for CA WIC Program (started July '04). Additional blended juice launched in 2005.

[GRAPHIC]

7

- Includes Monster, Lost, Hansen's Energy and Energade
- Represents 72% of total YTD gross sales through September 30, 2005
- Packaged in 8 oz., 16 oz., and 23.5 oz. size cans

[GRAPHIC]

8

---

Hansen's Natural Soda

[GRAPHIC]

9

---

Blue Sky Brand

[GRAPHIC]

10

---

Hansen's Natural Soda Portfolio

**Soda Product Attributes**

- All natural, no preservatives, caffeine free, and in the case of Hansen's, sodium free
- Great tasting
- No artificial colors or flavors

11

---

- Hansen's is the leading natural soda in the U.S.
- Blue Sky is the leading natural soda in the health food category
- Substantial growth in Hansen's diet sodas sweetened with Splenda
- Predominantly Western distribution at mainstream grocery, club, health food, and specialty. Eastern distribution presently limited to health food, health food sections of grocery chains, and specialty.
- Brand has unlimited potential due to its premium natural positioning to secure large share of the otherwise flat CSD market through national expansion.

12

---

Hansen's 100% Juice & Juice Blends

[GRAPHIC]

13

---

Hansen's Smoothies

[GRAPHIC]

14

---

[GRAPHIC]

15

---

Hansen's Juice Portfolio

**Juice Product Attributes**

- Great tasting/premium positioning
- Enhanced with vitamins and/or calcium
- First shelf-stable smoothies in the U.S.

16

---

- Hansen's 64 oz. apple juice is the #1 shelf-stable bottled juice in Southern and Northern California.\* Hansen's 64 oz. apple grape juice is the #4 and #7 shelf-stable bottled juice in Southern and Northern California, respectively.\* Hansen's apple strawberry juice is now #6 in Southern California and #25 in Northern California.
- Apple and blended juice WIC contracts provide expansive distribution in California and promotional opportunities, particularly to Hispanic demographics
- Light 64 oz. juices and low carb smoothies new for 2005
- Substantial opportunities for distribution expansion

---

\*Source: Information Resources Inc., Northern and Southern California, \$2 million+ Food [chain grocery] category, 12 week dollar sales period ending October 2, 2005

17

---

Energy Drinks

[GRAPHIC]

18

---

Monster Energy Drinks

[GRAPHIC]

19

---

Energy Drinks

[GRAPHIC]

20

---

Hansen's Energade

[GRAPHIC]

21

---



[GRAPHIC]

22

---

Rumba Energy Juice

[GRAPHIC]

23

---

Hansen's Energy Portfolio

**Energy Product Attributes**

- Great tasting
- 16 oz. value size
- Efficacious formulations, taste profiles, and image are important contributors to success
- Products cover broad energy demographics

24

---

- Energy market is the fastest growing segment of U.S. beverage industry.
- \$1 billion at wholesale in 2004. Projected 2005 growth between 30%-35%. (1) 2005, 3Q sales-convenience suggest growth 50%+ (per Nielsen).(2)
- Monster is one of the fastest growing major energy drinks in U.S. (per Nielsen).(2)
- Monster has highest sales per point in convenience channel in most major U.S. markets, excluding Red Bull (per Nielsen).(2)
- We believe that convenience channel represents 50%+ of total energy market.
- Lost is a key brand appealing to teenage / college consumer.
- Energade has broad demographic appeal due to unique energy/ sports drink combination.

---

**(1) Source: Beverage Marketing Corporation**

**(2) Source: AC Nielsen 12 Wks Ending 10/1/05 Total US - Convenience Trade Major Market**

25

---

**16oz Category Leaders-Convenience**

Hansen's: #1 Player Overall!

|         |            |           |
|---------|------------|-----------|
| [CHART] | <b>39%</b> | [GRAPHIC] |
|         | <b>20%</b> | [GRAPHIC] |
|         | <b>18%</b> | [GRAPHIC] |
|         | <b>14%</b> | [GRAPHIC] |

**Source: AC Nielsen 12 Wks Ending 10/1/05 Total US - Convenience Trade Major Market**

26

---

## Market Share - Energy Drinks

|                | Dollar Share | Share Change vs YA |
|----------------|--------------|--------------------|
| Red Bull       | 39.7%        | (8.7)              |
| <b>Monster</b> | <b>17.3%</b> | <b>7.7</b>         |
| Rockstar       | 9.9%         | 0.9                |
| No Fear        | 7.3%         | 0.4                |
| Full Throttle  | 5.9%         | 5.9                |
| Adrenaline     | 4.6%         | (1.8)              |
| Amp            | 4.3%         | (1.7)              |
| ... Lost       | 1.1%         | 0.0                |
| Hansen's       | 0.6%         | (0.9)              |
| Other          | 9.5%         | (1.7)              |
| <b>Total</b>   | <b>100%</b>  |                    |

**Source: Total US - AC Nielsen 12 Wks Ending 10/1/05**

27

---

### Focus on Monster Energy

#### *Fastest Growing Energy Brand in the U.S.*

- Proven products with potential for even greater sales velocity and distribution through effective distribution system. Significant convenience chain distribution gains. [GRAPHIC]
- Monster Assault recently launched.
- Separate brand facilitates aggressive, extreme marketing to youth-culture demographic without compromising integrity of Hansen's brand. Examples include Pro-Circuit sponsorship, Monster team athletes, and Vans Warped Tour. Visit [www.monsterenergy.com](http://www.monsterenergy.com).
- Exclusive energy beverage vending rights on Las Vegas Monorail [GRAPHIC]

28

---

### PRO CIRCUIT/KAWASAKI RACING

- **MX/SX is the pinnacle of Action Sports.**
- **Pro Circuit Racing is a well respected "perennial winner" with 14 championships in 15 years.**
- **Nearly one million spectators will attend the 2005 MX/SX racing season.**
- **TV coverage will reach approximately 5 million plus viewers.**

[GRAPHIC]

29

---

### MONSTER ENERGY PRO 2005

- Monster Energy Pro Presented by Billabong
- North Shore, Oahu, Hawaii February 15th - 25th
- World Famous Bonsai Pipeline
- ASP 4-star event, \$60,000 prize purse
- 30-minute Fox Sports Net TV Program (Summer '05)
- Billabong Hosted Web Cast

[GRAPHIC]

30

---

[GRAPHIC]

The Billabong XXL Award will be won by the surfer who, by any means available, catches and successfully rides the single biggest wave of the year based on analysis of the available images.

- Billabong Biggest Wave Award
- Monster Biggest Paddle Wave Award
- Monster Tube of the Year Award

[LOGO]

### Van's Warped Tour

[GRAPHIC]

- Most popular, longest running Action Sports/Music Festival in the United States.
- MONSTER has been a sponsor for 3 years.
- 49 concert dates throughout U.S. and Canada.
- MONSTER is the "Official Energy Drink" of the Vans Warped Tour 2005.

[LOGO]

### LAS VEGAS MONSTER-RAIL

- Las Vegas is the "most visited city" in the world, approximately 40-million people visit Las Vegas every year.
- The monorail connects the "Las Vegas Strip" to the Las Vegas Convention Center and will connect to the Fremont Street Experience and McCarran International Airport in due course.
- The Monster Train is the first corporate-sponsored train of the Las Vegas Monorail.
- Monster Energy Drink and Hansen's Natural Soda exclusive vending rights at all monorail stations.

[GRAPHIC]

### Channel Mix Summary

- Hansen's beverages can be found in all major channel types:

**Channel Mix Three Months Ended September 30, 2004**

**Channel Mix Three Months Ended September 30, 2005**

[CHART]

[CHART]

### Product Mix Summary

- Hansen's has continued to diversify its product lines:

**Product Mix Three Months Ended September 30, 2004**

**Product Mix Three Months Ended September 30, 2005**

[CHART]

[CHART]

**Geographic Mix Three Months Ended September 30, 2004**

**Geographic Mix Three Months Ended September 30, 2005**

[CHART]

[CHART]

36

**Geographic Mix Three Months Ended September 30, 2004**

**Geographic Mix Three Months Ended September 30, 2005**

[CHART]

[CHART]

37

Distribution Strategy and Logistics

*Hansen's Products Reach Customers Nationwide*

**Customers**

- The table to the right demonstrates the diversity of Hansen's customer base.

**Value Chain / Logistics**

- Hansen's contracts with a number of co-packers for manufacture.

| Channel                 | Selected Customers   |
|-------------------------|--|
| Grocery                 | Safeway<br>Albertson's<br>Kroger<br>Ralph's<br>Vons  |
| Health Food / Specialty | Whole Foods<br>Wild Oats<br>Trader Joes  |
| Warehouse               | B.J.'s<br>Costco<br>Sam's Club   |
| Mass / Drug             | Wal-Mart<br>Target<br>Savon<br>Walgreen's<br>CVS   |
| Convenience             | 7-11<br>Chevron<br>BP / Arco / AM/PM<br>Circle-K / Mac's<br>Speedway<br>Exxon – Mobil<br>Hess<br>Sunoco<br>Casey's<br>United Dairy Farmers |

38

- Grow existing brands
- Develop and launch new products / brands including:

*Rumba Energy Juice*  
*Joker Mad Energy*  
*Monster 23.5 oz and 8 oz. cans*  
*Monster Khaos*  
*...lost Five-O*  
*...lost Perfect 10*  
*Fizzit*  
*Others*

- Expand distribution
- Increase quality and penetration of existing distribution

## Conclusion

- Hansen's continues to excel in its markets.
- The Hansen's brand is respected and trusted in the marketplace by an extremely loyal base of consumers.
- The premium healthier brand image enjoyed by Hansen's Natural Sodas offers unlimited opportunity to capture substantial additional share of the CSD market, through national distribution.
- Monster, Lost, Hansen's Energy, Energade and Rumba provide an unparalleled platform to lead the energy category (together with Red Bull). In fact, as this category continues to grow, the Hansen's portfolio is better positioned to address the broader, emerging consumer base than Red Bull or any of the competition.