

**UNITED STATES
SECURITIES AND EXCHANGE COMMISSION**

Washington, D.C. 20549

Form 10-K

(Mark One)

[X] ANNUAL REPORT PURSUANT TO SECTION 13 OR 15(d) OF
THE SECURITIES EXCHANGE ACT OF 1934

For the fiscal year ended December 31, 2013

OR

[] TRANSITION REPORT PURSUANT TO SECTION 13 OR 15(d) OF
THE SECURITIES EXCHANGE ACT OF 1934

For the transition period from _____ to _____

Commission File Number 0-18761

MONSTER BEVERAGE CORPORATION

(Exact name of registrant as specified in its charter)

Delaware

(State or other jurisdiction of
incorporation or organization)

39-1679918

(I.R.S. Employer
Identification No.)

1 Monster Way

Corona, California 92879

(Address of principal executive offices) (Zip Code)

Registrant's telephone number, including area code: (951) 739 - 6200

Securities registered pursuant to Section 12(b) of the Act:

<u>Title of Each Class</u>	<u>Name of each exchange on which registered</u>
Common Stock, \$.005 par value per share	Nasdaq Global Select Market

Securities registered pursuant to Section 12(g) of the Act: None

Indicate by check mark if the registrant is a well-known seasoned issuer, as defined in Rule 405 of the Securities Act. Yes ☒ No ☐

Indicate by check mark if the registrant is not required to file reports pursuant to Section 13 or Section 15(d) of the Exchange Act. Yes ☐ No ☒

Indicate by check mark whether the registrant: (1) has filed all reports required to be filed by Section 13 or 15(d) of the Securities Exchange Act of 1934 during the preceding 12 months (or for such shorter period that the registrant was required to file such reports), and (2) has been subject to such filing requirements for the past 90 days. Yes ☒ No ☐

Indicate by check mark whether the registrant has submitted electronically and posted on its corporate Web site, if any, every Interactive Data File required to be submitted and posted pursuant to Rule 405 of Regulation S-T (§ 232.405 of this chapter) during the preceding 12 months (or for such shorter period that the registrant was required to submit and post such files). Yes ☒ No ☐

Indicate by check mark if disclosure of delinquent filers pursuant to Item 405 of Regulation S-K is not contained herein, and will not be contained, to the best of the registrant's knowledge, in definitive proxy or information statements incorporated by reference in Part III of this Form 10-K or any amendment to this Form 10-K. ☒

Indicate by check mark whether the registrant is a large accelerated filer, an accelerated filer, a non-accelerated filer, or a smaller reporting company. See definitions of "large accelerated filer," "accelerated filer," and "smaller reporting company" in Rule 12b-2 of the Exchange Act. (Check one):

Large accelerated filer ☒

Accelerated filer ☐

Non-accelerated filer ☐

Smaller reporting company ☐

(Do not check if a smaller reporting company)

Indicate by check mark whether the registrant is a shell company (as defined by Rule 12b-2 of the Exchange Act.) Yes ☐ No ☒

The aggregate market value of the voting and non-voting common equity held by nonaffiliates of the registrant was \$9,168,059,511 computed by reference to the closing sale price for such stock on the NASDAQ Global Select Market on June 28, 2013, the last business day of the registrant's most recently completed second fiscal quarter.

The number of shares of the registrant's common stock, \$0.005 par value per share (being the only class of common stock of the registrant), outstanding on February 24, 2014 was 166,877,164 shares.

DOCUMENTS INCORPORATED BY REFERENCE:

Portions of the registrant's Definitive Proxy Statement to be filed subsequent to the date hereof with the Commission pursuant to Regulation 14A in connection with the registrant's 2014 Annual Meeting of Stockholders are incorporated by reference into Part III of this Report. Such Definitive Proxy Statement will be filed with the Securities and Exchange Commission no later than 120 days after the conclusion of the registrant's fiscal year ended December 31, 2013.

MONSTER BEVERAGE CORPORATION

FORM 10-K

TABLE OF CONTENTS

<u>Item Number</u>		<u>Page Number</u>
	<u>PART I</u>	
1.	Business	3
1A.	Risk Factors	19
1B.	Unresolved Staff Comments	29
2.	Properties	29
3.	Legal Proceedings	29
4.	Mine Safety Disclosures	32
	<u>PART II</u>	
5.	Market for the Registrant's Common Equity, Related Stockholder Matters and Issuer Purchases of Equity Securities	32
6.	Selected Financial Data	35
7.	Management's Discussion and Analysis of Financial Condition and Results of Operations	36
7A.	Quantitative and Qualitative Disclosures about Market Risk	58
8.	Financial Statements and Supplementary Data	58
9.	Changes in and Disagreements with Accountants on Accounting and Financial Disclosure	58
9A.	Controls and Procedures	59
9B.	Other Information	61
	<u>PART III</u>	
10.	Directors, Executive Officers and Corporate Governance	61
11.	Executive Compensation	61
12.	Security Ownership of Certain Beneficial Owners and Management and Related Stockholder Matters	61
13.	Certain Relationships and Related Transactions, and Director Independence	62
14.	Principal Accounting Fees and Services	62
	<u>PART IV</u>	
15.	Exhibits and Financial Statement Schedules	62
	Signatures	63

[Table of Contents](#)

PART I

ITEM 1. BUSINESS

Overview

Monster Beverage Corporation was incorporated in Delaware on April 25, 1990. Our principal place of business is located at 1 Monster Way, Corona, California 92879 and our telephone number is (951) 739-6200. When this report uses the words “Monster Energy Company”, “Monster”, “Hansen”, “Hansen Natural Corporation”, “Hansen Beverage Company”, “the Company”, “we”, “us”, and “our”, these words refer to Monster Beverage Corporation and its subsidiaries, unless the context otherwise requires. We are a holding company and conduct no operating business except through our consolidated subsidiaries.

We develop, market, sell and distribute “alternative” beverage category beverages primarily under the following brand names:

- Monster Energy®
- Monster Rehab®
- Monster Energy Extra Strength Nitrous Technology®
- Java Monster®
- X-Presso Monster®
- Muscle Monster®
- Punch Monster™
- Hansen's®
- Hansen's Natural Cane Soda®
- Junior Juice®
- Blue Sky®
- Hubert's®
- Worx Energy®
- Peace Tea®

Our Monster Energy® brand energy drinks, which represented 92.5%, 92.3% and 91.2% of our net sales for the years ended December 31, 2013, 2012 and 2011, respectively, include the following:

- Monster Energy®
- Lo-Carb Monster Energy®
- Monster Assault®
- Monster Khaos®
- Monster M-80® (named Ripper® in certain countries)
- Monster Energy® Absolutely Zero
- Monster Energy® Import
- Monster Energy® Import Light
- Punch Monster™ Baller's Blend (formerly Dub Edition)
- Punch Monster™ Mad Dog (formerly Dub Edition)
- Monster Rehab® Tea + Lemonade + Energy
- Monster Rehab® Rojo Tea + Energy
- Monster Rehab® Green Tea + Energy
- Monster Rehab® Protean + Energy
- Monster Rehab® Tea + Orangeade + Energy
- Monster Rehab® Tea + Pink Lemonade + Energy
- Muscle Monster® Vanilla
- Muscle Monster® Chocolate
- Muscle Monster® Coffee
- Muscle Monster® Strawberry
- Muscle Monster® Peanut Butter Cup
- Java Monster® Kona Blend
- Java Monster® Loca Moca®
- Java Monster® Mean Bean®
- Java Monster® Vanilla Light
- Java Monster® Irish Blend®
- Java Monster® Toffee
- Java Monster® Kona Cappuccino™
- Monster Energy Extra Strength Nitrous Technology® Super Dry™
- Monster Energy Extra Strength Nitrous Technology® Anti-Gravity®
- Monster Energy Extra Strength Nitrous Technology® Black Ice™
- X-Presso Monster® Hammer
- X-Presso Monster® Midnite
- Monster Cuba-Lima®
- Monster Energy® Zero Ultra
- Monster Energy® Ultra Blue
- Monster Energy® Ultra Red
- M3® Monster Energy® Super Concentrate
- Übermonster® Energy Brew

[Table of Contents](#)

Industry Overview

The “alternative” beverage category combines non-carbonated ready-to-drink iced teas, lemonades, juice cocktails, single-serve juices and fruit beverages, ready-to-drink dairy and coffee drinks, energy drinks, sports drinks, and single-serve still water (flavored, unflavored and enhanced) with “new age” beverages, including sodas that are considered natural, sparkling juices and flavored sparkling beverages. According to Beverage Marketing Corporation, domestic U.S. wholesale sales in 2013 for the “alternative” beverage category of the market are estimated at approximately \$37.7 billion, representing an increase of approximately 5.0% over the estimated domestic U.S. wholesale sales in 2012 of approximately \$35.9 billion (revised from a previously reported estimate of \$31.8 billion).

Corporate History

In the 1930s, Hubert Hansen and his sons started a business to sell fresh non-pasteurized juices in Los Angeles, California. This business eventually became Hansen’s Juices, Inc., which subsequently became known as The Fresh Juice Company of California, Inc. (“FJC”). FJC retained the right to market and sell fresh non-pasteurized juices under the Hansen’s trademark. In 1977, Tim Hansen, one of the grandsons of Hubert Hansen, perceived a demand for shelf stable pasteurized natural juices and juice blends and formed Hansen Foods, Inc. (“HFI”). HFI expanded its product line from juices to include Hansen’s Natural Soda® brand sodas. In 1990, California Co-Packers Corporation (d/b/a Hansen Beverage Company) (“CCC”) acquired certain assets of HFI, including the right to market the Hansen’s® brand name. In 1992, we acquired the Hansen’s® brand natural soda and apple juice business from CCC. Under our ownership, the Hansen beverage business has significantly expanded and includes a wide range of beverages within the growing “alternative” beverage category including, in particular, energy drinks. In 1999, we acquired all of FJC’s rights to manufacture, sell and distribute fresh non-pasteurized juice products under the Hansen’s® trademark together with certain additional rights. In 2012, we changed our name from Hansen Natural Corporation to Monster Beverage Corporation.

Reportable Segments

We have two reportable segments, namely Direct Store Delivery (“DSD”), whose principal products comprise energy drinks, and Warehouse (“Warehouse”), whose principal products comprise juice-based and soda beverages. The DSD segment develops, markets and sells products primarily through an exclusive distributor network, whereas the Warehouse segment develops, markets and sells products primarily directly to retailers. Corporate and unallocated amounts that do not relate to the DSD or Warehouse segments specifically, have been allocated to “Corporate and Unallocated.” Our DSD segment represented 95.6%, 95.4% and 94.4% of our consolidated net sales for the years ended December 31, 2013, 2012 and 2011, respectively. Our Warehouse segment represented 4.4%, 4.6% and 5.6% of our consolidated net sales for the years ended December 31, 2013, 2012 and 2011, respectively.

For financial information about our reporting segments and geographic areas, refer to Note 16 of Notes to the Consolidated Financial Statements set forth in “Part II, Item 8 – Financial Statements and Supplementary Data” of this report, incorporated herein by reference. For certain risks with respect to our energy drinks see “Part I, Item 1A – Risk Factors” below.

2013 Product Introductions

During 2013, we continued to expand our existing product lines and flavors and further develop our distribution markets. In particular, we continued to focus on developing and marketing beverages that fall within the category generally described as the “alternative” beverage category. During 2013, we introduced a number of new products, including the following:

- Monster Mini's™, 12-packs in 8-ounce size cans (January 2013).
- Muscle Monster® Energy Shakes, non-carbonated energy shakes with 25-grams of protein in five flavors: Chocolate, Vanilla, Coffee (March 2013), Strawberry (November 2013) and Peanut Butter Cup (December 2013).
- Monster Rehab® Tea + Pink Lemonade + Energy (March 2013).
- Monster Energy® Ultra Blue, a carbonated energy drink which contains zero calories and zero sugar (March 2013).
- Java Monster® Kona Cappuccino™ (March 2013).
- Hansen's® Sparkling Fruit Beverages, a line of 10-calorie beverages with all natural sweeteners (March 2013).
- Peace Tea® Georgia Peach and Sno-Berry, ready-to-drink iced teas (June 2013).
- Hubert's® Lemonade, Strawberry Lemonade, Blackberry Lemonade and Cherry Limeade in 40-ounce glass bottles (July 2013).
- Monster Energy® Ultra Red, a carbonated energy drink which contains zero calories and zero sugar (September 2013).

In the normal course of business we discontinue certain products and/or product lines. Those products or product lines discontinued in 2013, either individually or in aggregate, did not have a material adverse impact on our financial position, results of operations or liquidity.

Products – Packaging

We package our products in a variety of different package types and sizes including, but not limited to, aluminum cans, sleek aluminum cans, glass bottles, polyethylene terephthalate (PET) plastic bottles, high density polyethylene plastic bottles, aseptic boxes and stick packs.

Products – DSD Segment

Monster Energy® Brand Energy Drinks:

Monster Energy® Drinks - In 2002, we launched a new carbonated energy drink under the Monster Energy® brand name in 16-ounce cans, which was almost double the size of our original Hansen's® brand energy drinks (in 8.3-ounce cans) and the vast majority of competitive energy drinks on the market at that time. Our Monster Energy® drinks contain vitamins, minerals, nutrients, herbs and other dietary ingredients (collectively, “dietary ingredients”) and are marketed through our full service distributor network. We offer the following products under the Monster Energy® drink product line: Monster Energy®, Lo-Carb Monster Energy®, Monster Assault®, Monster Khaos®, Monster M-80® (named Ripper® in certain countries), Monster Energy® Absolutely Zero, Monster Energy® Import and Import Light, Punch Monster™ Baller's Blend (formerly Dub Edition), Punch Monster™ Mad Dog (formerly Dub Edition), M3® Monster Energy® Super Concentrate energy drinks, Übermonster® Energy Brew, Monster Energy® Zero Ultra, Monster Energy® Ultra Blue, Monster Energy® Ultra Red and Monster Cuba-Lima®.

Java Monster® Coffee + Energy Drinks - A line of non-carbonated dairy based coffee + energy drinks. We offer the following products under the Java Monster® product line: Java Monster® Kona Blend, Java Monster® Loca Moca®, Java Monster® Mean Bean®, Java Monster® Vanilla Light, Java Monster® Irish Blend®, Java Monster® Toffee and Java Monster® Kona Cappuccino™.

X-Presso Monster® Coffee + Energy Drinks - A line of non-carbonated dairy based coffee + energy drinks. We offer the following products under the X-Presso Monster® coffee + energy drinks product line: X-Presso Monster® Hammer and X-Presso Monster® Midnite.

Muscle Monster® Energy Shakes – A line of non-carbonated energy shakes containing 25-grams of protein. We offer the following products under the Muscle Monster® Energy Shake product line: Chocolate, Vanilla, Coffee, Strawberry and Peanut Butter Cup.

Monster Energy Extra Strength Nitrous Technology® Energy Drinks - A line of carbonated energy drinks containing nitrous oxide. We offer the following products under the Monster Energy Extra Strength Nitrous Technology® product line: Super Dry™, Anti Gravity® and Black Ice™.

Monster Rehab® Tea + Energy Drinks - A line of non-carbonated energy drinks with electrolytes. We offer the following products under the Monster Rehab® drink line: Monster Rehab® Tea + Lemonade + Energy, Monster Rehab® Rojo Tea + Energy, Monster Rehab® Green Tea + Energy, Monster Rehab® Protean + Energy, Monster Rehab® Tea + Orangeade + Energy and Monster Rehab® Tea + Pink Lemonade + Energy.

Other:

Worx Energy® Energy Shots - A line of energy supplements which contains zero calories and zero sugar. We offer the following products under the Worx Energy® energy shot product line: Original Formula and Extra Strength.

Peace Tea® Iced Teas - A line of ready-to-drink iced teas. We offer the following teas under the Peace Tea® product line: Green, imported Ceylon, Sweet Lemon, Razzleberry, Cranberry, Pink Lemonade, Georgia Peach, Sno-Berry, Texas-Style Sweet tea as well as Caddy Shack® tea + lemonade.

Products – Warehouse Segment

Hansen's® Brand Sodas - Hansen's® brand sodas have been a leading natural soda brand on the West Coast of the United States for more than 30 years and are made with natural flavors. Hansen's® brand sodas, sweetened with cane sugar, and Hansen's® Diet Sodas,

sweetened with Splenda® no calorie sweetener and Acesulfame-K, contain no preservatives, sodium, or caffeine. We offer the following sodas in a variety of flavors under the Hansen's® brand name: Hansen's® Sodas, Hansen's® Diet Sodas and Hansen's® Natural Mixers. We also offer unsweetened Hansen's® Sparkling Waters, in a variety of flavors. In March 2013, we added Grape and Orange flavors to the Hansen's® Sodas and Hansen's® Diet Sodas product lines.

In March 2013, we introduced Hansen's® Sparkling Fruit Beverages, a line of sparkling water beverages available in a variety of fruit flavors. Hansen's® Sparkling Fruit Beverages have 10 calories per serving and are naturally sweetened with apple juice, stevia leaf extract and monk fruit extract. Hansen's® Sparkling Fruit Beverages contain no preservatives, artificial sweeteners, or caffeine.

Blue Sky® Products - Our Blue Sky® products contain no preservatives, artificial sweeteners or caffeine (other than our Blue Sky® energy drinks) and are made with natural flavors. We offer the following products under the Blue Sky® product line: Blue Sky® Natural Soda, Blue Sky® Zero Calorie Sodas (sweetened with Truvia® brand stevia leaf extract), Blue Sky® Organic Natural Sodas, Blue Sky® Seltzer Waters, Blue Sky® Blue Energy® drinks, Blue Sky® Zero Calorie Blue Energy® drinks and Blue Sky® Café Energy drinks.

Hansen's® Energy Drinks - Our original Hansen's® Energy Drinks compete in the “functional” beverage category, namely, beverages that provide a benefit in addition to simply delivering refreshment. We offer the following products under the Hansen's® Energy Drink product line: Hansen's® Natural Energy Pro and Hansen's® Energy Diet Red.

[Table of Contents](#)

Hansen's® Juice Products - Our fruit juice product line includes Hansen's® Natural Apple Juice, Grape Juice, White Grape Juice, Pineapple Juice, Apple Grape Juice, Apple Strawberry Juice, Orange Juice, Cranberry Juice, Cranberry-Apple Juice, Cranberry-Grape Juice, Ruby Red Grapefruit Juice, Apple Orange Pineapple Juice and Organic Apple Juice. Our juice product line contains 100% juice and 120% of the United States Recommended Daily Allowances (the “USRDA”) for vitamin C. In August 2013, we added Hansen's® Natural Apple Cider, which also contains apple puree. We also offer Hansen's® Natural Lo-Cal juice cocktails, a line of low-calorie cocktails in three flavors. The Lo-Cal juice cocktails are sweetened with Truvia® brand sweetener. Hansen's® juice products compete in the shelf-stable juice category.

Hansen's® Aseptic Juices - We offer a number of aseptically packed boxed juice products, including our dual-branded multi-vitamin 100% juice line, which we sell in conjunction with Costco Wholesale Corporation (“Costco”) through Costco stores. We also offer our Hansen's® Natural line of multi-vitamin 100% juices, containing eleven essential vitamins and six essential minerals, Hansen's® Natural Organic Apple Juice and Hansen's® Natural Coconut Water Twist®, a line of fruit and coconut water juices containing 100% of the daily recommended allowance of vitamin C. In December 2013, we added Hansen's® Natural Organic Fruit Punch and Organic Apple Berry flavors to our boxed juice product line.

Our Hansen's® Junior Juice® product line is a 100% juice line targeted at toddlers and preschoolers. These juices have added calcium and all flavors contain 100% of the daily recommended allowance of vitamin C. We also offer Hansen's® Organic Junior Juice® as well as Hansen's® Organic Junior Water®, the latter, a lightly flavored reduced calorie beverage, both of which contain 100% of the daily recommended allowance of vitamin C.

Hubert's® Lemonades - Our Hubert's® Lemonade is a line of premium ready-to-drink lemonades. Hubert's® Lemonade is sweetened with cane sugar and stevia leaf extract. Hubert's® Lemonade contains no preservatives, artificial sweeteners, artificial flavors or caffeine. We offer the following products under the Hubert's® Lemonade product line: Original Lemonade, Strawberry Lemonade, Limeade, Mango Lemonade, Raspberry Lemonade, Cherry Limeade and Blackberry Lemonade. In July 2013, we introduced a Diet Lemonade sub-line of select flavors. Hubert's® Diet Lemonade has 10 calories per a serving and is naturally sweetened with stevia leaf extract, monk fruit extract and cane sugar. We also market Hubert's® Half & Half, a line of premium ready-to-drink lemonade + tea drinks, in a variety of flavors. Hubert's® Half & Half is sweetened with cane sugar and stevia leaf extract, and contains no preservatives or artificial sweeteners.

Hansen's® Natural Fruit Stix® and Tea Stix™ - Our Fruit and Tea Stix™ product line is an all-natural, low-calorie powder drink mix line, sweetened naturally with Truvia® sweetener.

PRE® Drink Mixes - Our Hansen's® Natural PRE® Drink Mix is a line of probiotic digestive wellness powder drink mixes containing specially formulated blends by Jarrow Formulas. PRE® probiotic powder drink mix is sweetened with cane sugar and stevia leaf extract and available in a variety of fruit flavors.

Other Products

We continue to evaluate and, where considered appropriate, introduce additional flavors and types of beverages to complement our existing product lines. We may also evaluate, and where considered appropriate, introduce additional types of consumer products we consider are complementary to our existing products and/or to which our brand names are able to add value.

[Table of Contents](#)

We also develop and supply, on a limited exclusive basis, selected beverages in different formats to a limited number of customers, with the objective of solidifying and/or enhancing our relationship with those customers.

Manufacture and Distribution

We do not directly manufacture our products, but instead outsource the manufacturing process to third party bottlers and contract packers.

We purchase concentrates, sweeteners, juices, flavors, dietary ingredients, cans, bottles, aseptic boxes, caps, labels, trays, boxes and other ingredients for our beverage products from our suppliers, which are delivered to our various third party bottlers and co-packers. In some cases, certain common supplies may be purchased by our various third party bottlers and co-packers. Depending on the product, the third party bottlers or packers add filtered water and/or other ingredients (including dietary ingredients) for the manufacture and packaging of the finished products into our approved containers in accordance with our formulas. Depending on the beverage, the bottler/packer may also add carbonation to the products as part of the production process.

Co-Packing Arrangements

All of our beverage products are manufactured by various third party bottlers and co-packers situated throughout the United States and abroad, under separate arrangements with each party. The majority of our co-packaging arrangements are generally on a month-to-month basis or are terminable upon request and do not generally obligate us to produce any minimum quantities of products within specified periods.

In some instances subject to agreement, certain equipment may be purchased by us and installed at the facilities of our co-packers to enable them to produce certain of our products. In general, such equipment remains our property and is returned to us upon termination of the packing arrangements with such co-packers, unless we are reimbursed by the co-packer via a per case credit over a pre-determined number of cases that are produced at the facilities concerned.

We are generally responsible for arranging for the purchase and delivery to our third party bottlers and co-packers of the containers in which our beverage products are packaged.

We pack certain of our products in a number of locations both domestically and internationally, including Australia, Brazil, Canada, Europe, Mexico and the United States, to enable us to produce products closer to the markets where they are sold, with the objective of reducing freight costs as well as transportation-related product damages. As distribution volumes increase in both our domestic and international markets, we will continue to source additional packing arrangements closer to such markets to further reduce freight costs. Our ability to estimate demand for our products is imprecise, particularly with new products, and may be less precise during periods of rapid growth, particularly in new markets. If we materially underestimate demand for our products and/or are unable to secure sufficient ingredients or raw materials including, but not limited to aluminum cans, PET plastic bottles, aseptic boxes, glass, labels, flavors, juice concentrates, dietary ingredients, other ingredients and certain sweeteners, and/or procure adequate packing arrangements and/or obtain adequate or timely shipment of our products, we might not be able to satisfy demand on a short-term basis. (See “Part I, Item 1A – Risk Factors”).

Our production arrangements are generally of short duration or are terminable upon our request. For certain of our products, including our Monster Energy® brand energy drinks, our Peace Tea® products, our Hansen’s® brand energy drinks, our aseptic juice products, our Hubert’s® lemonades, our Java Monster® product line, our Muscle Monster® product line, our Punch Monster™ product line and certain of our other products, there are limited co-packing facilities in our domestic and international

[Table of Contents](#)

markets with adequate capacity and/or suitable equipment to package our products. We believe a short disruption or delay in production would not significantly affect our revenues; however, as alternative co-packing facilities in our domestic and international markets with adequate long-term capacity may not be available for such products, either at commercially reasonable rates and/or within a reasonably short time period, if at all, a lengthy disruption or delay in production of any of such products could significantly affect our revenues.

We continue to actively seek alternative and/or additional advantageously located co-packing facilities around the world, particularly in Asia, Canada, Central America, Europe, Mexico, the Middle East, South Africa, South America and the United States with adequate capacity and capability for the production of our various products to minimize transportation costs and transportation-related damages as well as to mitigate the risk of a disruption in production and/or importation.

Distribution Agreements

During 2013, we continued to expand distribution of our products in both our domestic and international markets, and our Monster Energy® drinks are now sold in approximately 114 countries and territories around the world. We have entered into agreements with various distributors providing for the distribution of our products during initial terms of up to twenty years, which may be renewed thereafter for additional terms ranging from one to five years. Such agreements remain in effect for their then current term as long as our products are being distributed, but may be terminated by either party upon written notice. We are generally entitled to terminate such agreements at any time without cause upon payment of a termination fee.

Certain of our material distribution agreements, as amended from time to time, are described below:

- (a) Monster Beverages Off-Premise Distribution Coordination Agreement and the Allied Products Distribution Coordination Agreement (jointly, the “Off-Premise Agreements”) with Anheuser-Busch, Inc., a Missouri corporation (“AB”), under which select Anheuser-Busch distributors (the “AB Distributors”) distribute and sell, primarily our Monster Energy® drinks, as well as additional products that may be agreed between the parties in various territories within the United States.

- (b) On-Premise Distribution Coordination Agreement (the “On-Premise Agreement”) with AB, under which select AB Distributors distribute and sell our Monster Energy® drinks to food service on-premise accounts.
- (c) Monster Energy Distribution Coordination Agreement (the “TCCC North American Coordination Agreement”) with The Coca-Cola Company (“TCCC”), pursuant to which we have designated, and in the future may designate, subject to TCCC’s approval, territories in Canada and the United States in which bottlers from TCCC’s network of wholly or partially-owned and independent bottlers, including Coca-Cola Refreshments USA, Inc. (“CCR”), (formerly known as Coca-Cola Enterprises, Inc. (“CCE”)), Coca-Cola Bottling Company (“CCBC”), CCBC Operations, LLC (“Consolidated”), United Bottling Contracts Company, LLC (“United”), and other TCCC independent bottlers (collectively, the “TCCC North American Bottlers”) will distribute and sell primarily our Monster Energy® drinks.
- (d) Monster Energy Distribution Agreement with CCR, pursuant to which CCR distributes, directly and through certain sub-distributors, primarily our Monster Energy® drinks in portions of the United States. On October 2, 2010, TCCC completed its acquisition of the North American business operations of CCE (now CCR), through a merger with a wholly owned subsidiary of TCCC. The surviving wholly owned subsidiary was subsequently renamed CCR, and currently distributes our Monster Energy® drinks in those portions of the United States in which CCE previously distributed such drinks. Concurrently with this acquisition, a new entity, which retained the name Coca-Cola Enterprises, Inc. (“New CCE”) was formed, which currently distributes our Monster Energy® drinks in certain European territories (see paragraph (h) below).

[Table of Contents](#)

- (e) Distribution agreements with Consolidated, United and other TCCC North American Bottlers for the distribution of our Monster Energy® drinks in various territories within the United States.
- (f) Monster Energy Canadian Distribution Agreement with CCBC (now Coca-Cola Refreshments Canada, Ltd. (“CCRC”)), pursuant to which CCBC was appointed to distribute and sell, directly and through certain sub-distributors, our Monster Energy® drinks in Canada.
- (g) Monster Energy International Coordination Agreement (the “TCCC International Coordination Agreement”) with TCCC, pursuant to which we have designated, and in the future may designate, countries in which we wish to appoint TCCC distributors to distribute and sell our Monster Energy® drinks, subject to TCCC’s approval.
- (h) Monster Energy International Distribution Agreement and Monster Energy Belgium Distribution Agreement with New CCE, pursuant to which New CCE was appointed to distribute directly, and through certain sub-distributors, our Monster Energy® drinks in Great Britain, France, Belgium, the Netherlands, Luxembourg, Monaco and Sweden.
- (i) Distribution agreements with bottlers of the Coca-Cola Hellenic group (“Coca-Cola Hellenic”) for the distribution of certain of our Monster Energy® drinks in Austria, Bulgaria, Czech Republic, Hungary, Slovakia, Cyprus, Greece, Latvia, Lithuania, Estonia, Switzerland and Poland.

Distribution levels vary by product and geographic location. Gross sales outside the United States accounted for \$580.6 million, \$513.9 million and \$381.0 million for the years ended December 31, 2013, 2012 and 2011, respectively.

We continually seek to expand distribution of our products by entering into agreements with other regional bottlers or direct store delivery distributors with established sales, marketing and distribution organizations. Many of our bottlers and distributors are affiliated with and manufacture and/or distribute other beverage products. In many cases, such products compete directly with our products.

Raw Materials and Suppliers

The principal raw materials used in the manufacturing of our products are aluminum cans, PET plastic bottles as well as flavors, juice concentrates, sugar, sucralose, milk, cream, protein, dietary ingredients and other packaging materials, the costs of which are subject to fluctuations.

We purchase beverage flavors, concentrates, juices, dietary ingredients, cane sugar, sucrose, sucralose and other sweeteners as well as other ingredients from independent suppliers located in the United States and abroad.

Generally, raw materials utilized by us in our business are readily available from numerous sources. However, certain raw materials are manufactured by only one company. We purchase certain flavors, vitamin blends and herbs, certain other dietary ingredients and sucralose, as well as certain other ingredients, from single manufacturers. Additionally, certain of our containers and flavors are only manufactured by single companies.

[Table of Contents](#)

With regard to our Java Monster® and Muscle Monster® product lines, the dairy and protein industries are subject to shortages and increased demand from time to time, which may result in higher prices.

With regard to our fruit juice and juice-drink products, the fruit juice industry is subject to variability in demand and weather conditions, which may result in higher prices and/or lower consumer demand for juices.

Generally, flavor suppliers own the proprietary rights to their flavor formulas which they make available to customers for specific use in the production of their customers' products. Consequently, we do not have possession of the list of flavor ingredients or flavor formulas used in the production of our products and certain of our blended concentrates (our "Product Flavor Formulas") and we may be unable to obtain comparable flavors or concentrates from alternative suppliers on short notice. Our flavor suppliers generally do not make flavors used in our products available to third parties. We have also entered into agreements with certain of our flavor suppliers who have agreed, subject to the terms of such agreements, to maintain our Product Flavor Formulas in confidence, not to use our Product Flavor Formulas in the production of other customers' products and to provide us with access to our Product Flavor Formulas under certain circumstances, such as the bankruptcy of the flavor supplier. We have identified alternative suppliers for many of the ingredients contained in many of our beverages. However, industry-wide shortages of certain fruits and fruit juices, coffee, tea, dietary ingredients and sweeteners have been, and could from time to time in the future be, encountered, which could interfere with and/or delay production of certain of our products.

We continually endeavor to develop back-up sources of supply for certain of our flavors and concentrates as well as to negotiate arrangements with suppliers, which would enable us to obtain access to certain concentrates or our flavor formulas in certain circumstances. We have been partially successful in these endeavors. Additionally, in a limited number of cases, contractual restrictions and/or the necessity to obtain regulatory approvals and licenses may limit our ability to enter into agreements with alternative suppliers, manufacturers and/or distributors.

In connection with the development of new products and flavors, independent suppliers bear a large portion of the expense of product development, thereby enabling us to develop new products and flavors at what we consider to be reasonable economic levels. We have historically developed and successfully introduced new products, flavors and packaging for our products and intend to continue to develop and introduce additional new beverages, flavors and innovative packaging.

Competition

The beverage industry is highly competitive. The principal areas of competition are pricing, packaging, development of new products and flavors as well as promotional and marketing strategies. Our products compete with a wide range of drinks produced by a relatively large number of companies, many of which have substantially greater financial, marketing and distribution resources than we do.

Important factors affecting our ability to compete successfully include taste and flavor of products, trade and consumer promotions, rapid and effective development of new, unique cutting edge products, attractive and different packaging, brand exposure and marketing as well as pricing. We also compete for distributors who will give our products more focus than those of our competitors, provide stable and reliable distribution and secure adequate shelf space in retail outlets. Competitive pressures in the "alternative", energy, coffee and "functional" beverage categories could cause our products to be unable to gain or to lose market share or we could experience price erosion, which could have a material adverse effect on our business and results of operations.

[Table of Contents](#)

We have experienced and continue to experience competition from new entrants in the energy drink and energy shot categories. A number of companies who market and distribute iced teas, juice cocktails and enhanced waters in larger volume packages, such as 16- and 20-ounce glass and plastic bottles, including Sobe, Sobe Life Water, Vitamin Water, Snapple, Arizona, Fuse, Ocean Spray, Honest Tea, Gold Peak Tea, Activate and Neuro, have added dietary ingredients to their products with a view to marketing their products as "functional" or energy beverages or as having "functional" benefits. We believe that many of those products contain lower levels of dietary ingredients, principally deliver refreshment and are positioned differently from our energy or "functional" drinks. Our Peace Tea® ready-to-drink iced teas are positioned more closely against those products.

We are also subject to increasing levels of regulatory issues particularly in relation to the registration and taxation of our products in certain new international markets, which may put us at a competitive disadvantage. (See "Government Regulation" below for additional information).

We compete not only for consumer preference, but also for maximum marketing and sales efforts by multi-brand licensed bottlers, brokers and distributors, many of which have a principal affiliation with competing companies and brands. Our products compete with all liquid refreshments and in many cases with products of much larger and substantially better financed competitors, including the products of numerous nationally and internationally known producers such as TCCC, PepsiCo, Inc. ("PepsiCo"), The Dr. Pepper Snapple Group, Inc. (the "DPS Group"), Red Bull GmbH, Kraft Foods, Inc., Suntory Holdings, Ltd., Nestle Beverage Company, Tree Top Inc. ("Tree Top") and Ocean Spray Cranberries Inc. ("Ocean Spray"). We also compete with companies that are smaller or primarily local in operation. Our products also compete with private label brands such as those carried by grocery store chains, convenience store chains and club stores.

Domestically, our energy drinks compete directly with Red Bull, Rockstar, Full Throttle, No Fear, Amp, Adrenaline Rush, NOS, Venom, Redline, Red Devil, Rip It, Xenergy, 5-Hour Energy Shots, MiO Energy, Stacker 2, VPX Redline Energy Shots, and many other brands. TCCC and PepsiCo also market and/or distribute additional products in that market segment such as Pepsi Max, Mountain Dew, Mountain Dew MDX, Mountain Dew Kickstart and Vault. Internationally, our energy drinks compete with Red Bull, Rockstar, Burn, V-Energy, Lucozade, Adrenaline Rush, Relentless and numerous local and private label brands that usually differ from country to country, such as Power Play, Mother, Hell, Shock, Tiger, Boost, TNT, Shark, Hot 6, Nalu, Battery, Bullit, Flash Up, Black, Non-Stop, Bomba, Semtex, Vive 100, Dark Dog, Speed, Guaraná, Ultra and a host of other international brands.

Our Java Monster® and X-Presso Monster® product lines compete directly with Starbucks Frappuccino, Starbucks Double Shot, Starbucks Double Shot Energy Plus Coffee and other Starbucks coffee drinks, Rockstar Roasted, Seattle’s Best and illy issimo coffee.

Our Muscle Monster® product line competes directly with Muscle Milk, Core Power, ABB Pure Pro and Gatorade Recover Protein Shake.

Our Peace Tea® ready-to-drink iced tea product line competes directly with Arizona, Lipton, Snapple, Nestea, Xing Tea, Honest Tea, Gold Peak Tea, Fuze Tea and other tea brands.

Our natural sodas compete directly with traditional soda products, including those marketed by TCCC, PepsiCo, the DPS Group, Cott Corporation and National Beverage Corporation, as well as with carbonated beverages marketed by smaller or primarily local companies such as Jones Soda Co., Crystal Geyser, J.M. Smucker Company, Reeds, Inc., Zevia and with private label brands such as those carried by grocery store chains, convenience store chains and club stores.

[Table of Contents](#)

Our apple and other juice products compete directly with Tree Top, Mott’s, Martinelli’s, Welch’s, Ocean Spray, Tropicana, Minute Maid, Langers, Apple and Eve, Seneca, Northland, Juicy Juice, Old Orchard and also with other brands of apple juice and juice blends, including store brands.

Our Hubert’s® Lemonades and Hubert’s® Half & Half lemonade + teas compete directly with Calypso, Simply Lemonade, Minute Maid, Cabana, Tropicana and Newman’s Own.

Sales and Marketing

Our sales and marketing strategy for all our beverages is to focus our efforts on developing brand awareness through image enhancing programs and product sampling. We use our branded vehicles and other promotional vehicles at events where we offer samples of our products to consumers. We utilize “push-pull” methods to enhance shelf and display space exposure in sales outlets (including advertising, in-store promotions and in-store placement of point-of-sale materials, racks, coolers and barrel coolers) to enhance demand from consumers for our products. We also support our brands with prize promotions, price promotions, competitions, endorsements from selected public and sports figures, personality endorsements (including from television and other well-known sports personalities), coupons, sampling and sponsorship of selected causes, events, athletes and teams. In-store posters, outdoor posters, print, radio and television advertising (directly and through our sponsorships and endorsements) and coupons may also be used to promote our brands.

We have historically marketed our Monster Energy®, Hansen’s® and Blue Energy® energy drink products as dietary supplements in accordance with the statutory definition of “dietary supplement” set forth in the Federal Food, Drug, and Cosmetic Act (the “FFDC Act”). However, as permitted under the FFDC Act and the U.S. Food and Drug Administration (the “FDA”) regulations, we determined to transition the labeling and marketing of these energy drink products from dietary supplements to conventional foods. In the first quarter of 2013, we began transitioning the labeling of such products. Products marketed under the Worx Energy® brand, which are sold in 2-ounce bottles, will continue to be labeled as dietary supplements. The costs of the labeling changes have not been significant and we do not expect the remaining costs, if any, to be significant.

We believe that one of the keys to success in the beverage industry is differentiation, making our brands and products visually distinctive from other beverages on the shelves of retailers. We review our products and packaging on an ongoing basis and, where practical, endeavor to make them different, better and unique. The labels and graphics for many of our products are redesigned from time to time to maximize their visibility and identification, wherever they may be placed in stores, which we will continue to reevaluate from time to time.

Where appropriate, we partner with retailers to assist our marketing efforts.

We increased expenditures for our sales and marketing programs by approximately 8.8% in 2013 compared to 2012. As of December 31, 2013, we employed 1,571 employees in sales and marketing activities, of which 805 were employed on a full-time basis.

Customers

Our customers are primarily full service beverage distributors, retail grocery and specialty chains, wholesalers, club stores, drug chains, mass merchandisers, convenience chains, health food distributors, food service customers and the military. Gross sales to our various customer types for the years ended December 31, 2013, 2012 and 2011 are reflected below. Such information includes sales made by us directly to the customer types concerned, which include our full service beverage distributors in the United States. Such full service beverage distributors in turn sell certain of our products to the

[Table of Contents](#)

same customer types listed below. We limit our description of our customer types to include only our sales to such full service distributors without reference to such distributors’ sales to their own customers.


Full service distributors	63%	63%	64%
Club stores, drug chains & mass merchandisers	9%	9%	10%
Outside the U.S.	23%	22%	20%
Retail grocery, specialty chains and wholesalers	3%	4%	4%
Other	2%	2%	2%

Our customers include the TCCC North American Bottlers, Wal-Mart, Inc. (including Sam’s Club), the AB Distributors, New CCE, certain bottlers of Coca-Cola Hellenic, Kalil Bottling Group, Trader Joe’s, Swire Coca-Cola, Costco, The Kroger Co. and Safeway, Inc. CCR accounted for approximately 29%, 28% and 29% of our net sales for the years ended December 31, 2013, 2012 and 2011, respectively.

Seasonality

Sales of ready-to-drink beverages are somewhat seasonal, with the second and third calendar quarters accounting for the highest sales volumes. The volume of sales in the beverage business may be affected by weather conditions. However, the energy drink category appears to be less seasonal than traditional beverages. Quarterly fluctuations may also be affected by other factors including the introduction of new products, the opening of new markets, particularly internationally, where temperature fluctuations may be more pronounced, the addition of new bottlers and distributors, changes in the mix of the sales of our finished products and increased or decreased advertising and promotional expenses.

Intellectual Property

We presently have approximately 4,000 registered trademarks and pending applications in various countries worldwide, and we apply for new trademarks on an ongoing basis. We regard our trademarks, service marks, copyrights, domain names, trade dress, and other intellectual property as very important to our business. We consider Monster® (registered outside of the United States), Monster Energy®, ®, M Monster Energy®, Monster Rehab®, Java Monster®, Muscle Monster®, Punch Monster™, Unleash the Beast®, Monster Energy Extra Strength Nitrous Technology®, X-Presso Monster®, Hansen’s Natural Cane Soda®, Hansen’s®, Peace Tea®, Worx Energy®, Blue Sky®, Hubert’s® and Junior Juice® to be our core trademarks.

We protect our trademarks by applying for registrations and registering our trademarks with the United States Patent and Trademark Office and with government agencies in other countries around the world, particularly where our products are distributed and sold. We assert copyright ownership of the statements, graphics and content appearing on the packaging of our products and in our marketing materials. We aggressively pursue individuals and/or entities seeking to profit from the unauthorized use of our trademarks and copyrights, including, without limitation, wholesalers, street vendors, retailers, online auction site sellers and website operators. In addition to initiating civil actions against these individuals and entities, we work with law enforcement officials where appropriate.

Depending upon the jurisdiction, trademarks are valid as long as they are in use and/or their registrations are properly maintained and they have not been found to have become generic. Registrations of trademarks can generally be renewed as long as the trademarks are in use.

[Table of Contents](#)

We enforce and protect our trademark rights against third parties infringing or disparaging our trademarks by opposing registration of conflicting trademarks, and initiating litigation as necessary.

Government Regulation

The production, distribution and sale in the United States of many of our products are subject to various U.S. federal and state regulations, including but not limited to: the FFDC Act, including as amended by the Dietary Supplement Health and Education Act of 1994; the Occupational Safety and Health Act; various environmental statutes; and a number of other federal, state and local statutes and regulations applicable to the production, transportation, sale, safety, advertising, labeling and ingredients of such products. Outside the United States, the production, distribution and sale of many of our products are also subject to numerous statutes and regulations.

We also may in the future be affected by other existing, proposed and potential future regulations or regulatory actions, including those described below, any of which could adversely affect our business, financial condition and results of operations. See “Part I, Item 1A – Risk Factors – Changes in government regulation, or failure to comply with existing regulations, could adversely affect our business, financial condition and results of operations” below for additional information.

Furthermore, legislation may be introduced in the United States and other countries at the federal, state and municipal level in respect of each of the subject areas discussed below. Public health officials and health advocates are increasingly focused on the public health consequences associated with obesity, especially as the disease affects children, and are seeking legislative change to reduce the consumption of sweetened beverages. There also has been an increased focus on caffeine content in beverages, as discussed below.

In January 2013, we received a letter from Representative Edward J. Markey, Senator Richard J. Durbin and Senator Richard Blumenthal requesting information from us to enable them to better understand a number of issues relating in part to an investigation they said has been launched by the FDA examining energy drinks and potential health risks, particularly for groups of vulnerable individuals, including young people and those with pre-existing cardiac conditions. We provided a response to their letter. The Congressmen subsequently issued a report and recommendations, most of which we had already implemented.

In July 2013, we received a letter from Michael M. Landa, director of the FDA's Center for Food Safety and Applied Nutrition, asking for documents and information about the Company's judgment that caffeine in its energy drinks is generally recognized as safe ("GRAS") for this use. We provided a response to this letter.

In August 2013, at the request of the FDA, the Institute of Medicine ("IOM") conducted a public workshop to review the available science regarding safe levels of caffeine consumption in foods, beverages and dietary supplements and to identify data gaps. The IOM released a report summarizing the workshop proceedings in January 2014.

Product Labeling and Advertising. We are subject to Proposition 65 in California, a law which requires that a specific warning appear on any product sold in California that contains a substance listed by that state as having been found to cause cancer or birth defects in excess of certain levels. If we were required to add warning labels to any of our products or place warnings in certain locations where our products are sold, it is difficult to predict whether, or to what extent, such a warning would have an impact on sales of our products in those locations or elsewhere.

[Table of Contents](#)

In addition, the FDA is considering revising regulations with respect to serving size information and nutrition labeling on food and beverage products. If adopted, we may incur significant costs to alter our existing packaging materials to comply with new regulations. Additionally, revised serving size information may impact and/or reduce and/or otherwise affect the purchase and consumption of our products by consumers.

In July 2012, we received a subpoena from a state attorney general in connection with an investigation relating to the advertising, marketing, promotion, ingredients, usage and sale of our Monster Energy® brand energy drinks. We cannot predict the outcome of this inquiry and what effect, if any, it may have on our business, financial condition or results of operations.

In October 2012, we received a written request for information from the City Attorney for the City and County of San Francisco concerning the Company's advertising and marketing of its Monster Energy® brand energy drinks and specifically concerning the safety of its products for consumption by adolescents. See "Part I, Item 3 – Legal Proceedings" below for additional information.

Regulations took effect in Canada on January 11, 2013 that inter alia re-classified energy drinks from "natural health products" to "food." As a result, energy drinks are required to carry a warning that they are not recommended for children or breast-feeding women and should not be mixed with alcohol.

In the United States, as permitted under the FFDC Act and FDA regulations, we decided to transition the labeling and marketing of our products sold under the Monster Energy®, Hansen's Energy® and Blue Energy® brands from dietary supplements to conventional foods. New labels for such products as conventional foods were introduced beginning in the first quarter of 2013. Products marketed under the Worx Energy® brand, which are sold in 2-ounce bottles, will continue to be labeled as dietary supplements.

Age and Other Restrictions on Energy Drink Products. Proposals to limit or restrict the sale of energy drinks to minors and/or persons below a specified age and/or restrict the venues in which energy drinks can be sold and/or to restrict the use of the Supplemental Nutrition Assistance Program ("SNAP") (formerly food stamps) to purchase energy drinks have been raised and/or enacted in certain U.S. states, counties, municipalities and/or in certain foreign countries.

In January 2013, Chicago Alderman Ed Burke proposed a ban on the sale and distribution of energy drinks to all consumers, not just minors, in Chicago (the "Chicago Proposal"). The Chicago Proposal defined "energy drink" to include "a canned or bottled beverage which has 180 milligrams or more of caffeine per single-serve container and contains Taurine or Guarana". That proposal has not been enacted to date.

In March 2013, a bill was proposed in the Illinois General Assembly to ban the sale of energy drinks (defined as beverages containing one or more of the following ingredients: taurine, guarana, glucuronolactone or ginseng) to anyone younger than 18 years of age. In January 2014, Los Angeles City Councilman Bernard Parks proposed a bill to ban anyone younger than 18 years of age from purchasing energy drinks. In addition, in February 2014, a bill was introduced in the Maryland General Assembly that would prohibit the sale of energy drinks to individuals younger than 18 years of age.

In March 2013, Suffolk County enacted two local laws; one bans the distribution of free samples of energy drinks (which the law characterizes as "stimulant drinks") to individuals under the age of eighteen in that county, and the second bans the sale or distribution of such drinks in Suffolk County parks.

[Table of Contents](#)

Excise Taxes on Energy Drinks. Legislation that would impose an excise tax on sweetened beverages has been proposed in Congress, in some state legislatures, including Connecticut, Hawaii, Massachusetts, Nebraska, Oregon, Rhode Island and Texas, and in some local governments, such as San Francisco and Berkeley, with excise taxes generally ranging between \$0.01 and \$0.02 per ounce of sweetened beverage. The imposition of such taxes on our products would increase the cost of the products or, to the extent levied directly on consumers, make our products less affordable. Excise taxes on sweetened beverages already are in effect in certain foreign countries where we do

business. On January 1, 2011, Mexico instituted a 25% excise tax on certain energy drinks, to which our products are currently not subject; however, in October 2013, Mexico passed a \$1 MXN tax per liter on sugar-sweetened beverages, which became effective January 1, 2014. Effective January 1, 2013, Hungary instituted an excise tax of approximately \$0.18 (at current exchange rates) per liter on drinks containing more than 15 milligrams of caffeine per 100 milliliters, to which our products are subject. In October 2013, the French Parliament passed legislation taxing energy drinks at a rate of €1 EUR per liter, which was approved by the French Supreme Court in December 2013 and went into effect on January 1, 2014.

Limits on Caffeine Content. Legislation, including the Chicago Proposal, has been proposed to limit the amount of caffeine that may be contained in beverages, including energy drinks. Some jurisdictions where we do business have prescribed limited caffeine content for beverages. On January 1, 2013, regulations took effect in Canada that limit the amount of caffeine contained in any beverage in a single-serving can or bottle to less than 180 milligrams. We adjusted the caffeine levels in certain of our Monster Energy® products that are sold in Canada to address these regulations, although the majority of our products were unaffected. However, there can be no assurance that we will be able to satisfactorily do so in other jurisdictions that adopt similar legislation.

Limitations on Container Size. In September 2012, the Board of Health of New York City approved regulations prohibiting the sale, in certain sales channels, mainly food service establishments, of certain sweetened drinks in containers larger than 16 fluid ounces. The regulations were expected to take effect in March 2013, but a New York state court invalidated them as exceeding the Board of Health's authority, and an appellate court agreed with this ruling. The decision is currently on appeal to the state's highest court. The mayor of Cambridge, Massachusetts has proposed a similar initiative.

We currently package certain of our Monster Energy® drinks and our Peace Tea® iced teas in aluminum cans larger than 16 fluid ounces. Although the New York City regulations and other current proposals would not extend to beverages sold in our principal sales channels such as convenience stores, grocery stores, mass merchandisers, drug stores and club stores, we cannot predict whether any such sales channel might be added to the New York City regulations or covered by other similar regulatory initiatives.

Container Deposits. Various municipalities, states and foreign countries require that a deposit be charged for certain non-refillable beverage containers. The precise requirements imposed by these measures vary by jurisdiction. Other deposit, recycling or product stewardship proposals have been introduced in certain U.S. states, counties, municipalities and in certain foreign countries.

Compliance with Environmental Laws

Our facilities in the United States are subject to federal, state and local environmental laws and regulations. Our operations in other countries are subject to similar laws and regulations that may be applicable in such countries. Compliance with these provisions has not had, nor do we expect such compliance to have, any material adverse effect upon our capital expenditures, net income or competitive position.

In California, we are required to collect redemption values from our customers and to remit such redemption values to the State of California Department of Resources Recycling and Recovery based upon the number of cans and bottles of certain carbonated and non-carbonated products sold. In certain other states and countries where our products are sold, we are also required to collect deposits from our customers and to remit such deposits to the respective jurisdictions based upon the number of cans and bottles of certain carbonated and non-carbonated products sold in such states.

[Table of Contents](#)

Employees

As of December 31, 2013, we employed a total of 2,013 employees of which 1,240 were employed on a full-time basis. Of our 2,013 employees, we employed 442 in administrative and operational capacities and 1,571 persons in sales and marketing capacities.

Available Information

As a public company, we are required to file our annual reports on Form 10-K, quarterly reports on Form 10-Q, current reports on Form 8-K, proxy statements on Schedule 14A and other information (including any amendments) with the Securities and Exchange Commission (the "SEC"). You may read and copy such material at the SEC's Public Reference Room located at 100 F Street, N.E., Washington, D.C. 20549. You may obtain information on the operation of the Public Reference Room by calling the SEC at 1-800-SEC-0330. You can also find the Company's SEC filings at the SEC's website, which contains reports, proxy and information statements, and other information regarding issuers that file electronically with the SEC, at <http://www.sec.gov>.

Our Internet address is www.monsterbevcorp.com. Information contained on our website is not part of this annual report on Form 10-K. Our SEC filings (including any amendments) will be made available free of charge on www.monsterbevcorp.com, as soon as reasonably practicable after we electronically file such material with, or furnish it to, the SEC. In addition, you may request a copy of these filings (excluding exhibits) at no cost by writing to, or telephoning us, at the following address or telephone number:

Monster Beverage Corporation
1 Monster Way
Corona, CA 92879
(951) 739-6200
(800) 426-7367

ITEM 1A. RISK FACTORS

In addition to the other information in this report, you should carefully consider the following risks. If any of the following risks actually occur, our business, financial condition and/or operating results could be materially adversely affected. The risk factors summarized below are not the only risks we face. Additional risks and uncertainties not currently known to us or that we currently deem to be immaterial also may materially adversely affect our business, financial condition and/or operating results.

Changes in government regulation, or failure to comply with existing regulations, could adversely affect our business, financial condition and results of operations.

Legislation has been proposed and/or adopted at the U.S. federal, state and/or municipal level and proposed and/or adopted in certain foreign jurisdictions to restrict the sale of energy drinks (including prohibiting the sale of energy drinks at certain establishments or pursuant to certain governmental programs), limit caffeine content in beverages, require certain product labeling disclosures and/or warnings, impose excise taxes, limit product size, or impose age restrictions for the sale of energy drinks. For a discussion of certain of such legislation, see “Part I, Item 1 – Business – Government Regulation.” Furthermore, additional legislation may be introduced in the United States and other countries at the federal, state, local and municipal level in respect of each of the foregoing subject areas. Public health officials and health advocates are increasingly focused on the public health consequences associated with obesity, especially as the disease affects children, and are seeking legislative change to reduce the consumption of sweetened beverages. There also has been an increased focus on caffeine content in beverages. To the extent any such legislation is enacted in one or more jurisdictions where a significant amount of our products are sold individually or in the aggregate, it could result in a reduction in demand for our energy drinks and adversely affect our business, financial condition and results of operations.

The production, distribution and sale in the United States of many of our products are also currently subject to various federal and state regulations, including, but not limited to: the FFDC Act, including as amended by the Dietary Supplement Health and Education Act of 1994; the Occupational Safety and Health Act; various environmental statutes; and various other federal, state and local statutes and regulations applicable to the production, transportation, sale, safety, advertising, labeling and ingredients of such products. Outside the United States, the production, distribution and sale of many of our products are also subject to numerous statutes and regulations. If a regulatory authority finds that a current or future product or production run is not in compliance with any of these regulations, we may be fined, or such products may have to be recalled and/or reformulated and/or have the packaging changed, which could adversely affect our business, financial condition and results of operations.

We cannot predict the effect of inquiries from and/or actions by attorneys general and/or other government agencies and/or quasi-government agencies into the advertising, marketing, promotion, ingredients, usage and/or sale of our energy drink products.

We are subject to the risks of investigations and/or enforcement actions by state attorneys general and/or other government and/or quasi-governmental agencies relating to the advertising, marketing, promotion, ingredients, usage and/or sale of our energy drinks. In July 2012, we received a subpoena from a state attorney general in connection with an investigation relating to the advertising, marketing, promotion, ingredients, usage and sale of our Monster Energy® brand energy drinks. We cannot predict the outcome of this inquiry and what, if any, effect it may have on our business, financial condition or results of operations. If an inquiry by a state attorney general or other government or quasi-government agency finds that our products and/or the advertising, marketing, promotion, ingredients, usage and/or sale of such products are not in compliance with applicable laws or regulations, we may become subject to fines, product reformulations, container changes, changes in the usage or sale of our energy drink products and/or changes in our advertising, marketing and promotion practices, each of which could have an adverse effect on our business, financial condition or results of operations.

Litigation regarding our products, and related unfavorable media attention, could expose us to significant liabilities and reduce demand for our products.

In 2012, we were named as a defendant in a product liability lawsuit, which alleged that the consumption of two 24-ounce cans of Monster Energy® over the course of two days, caused the wrongful death of a fourteen year old girl (Anais Fournier) in December 2011. We do not believe that our products are responsible for the death of Ms. Fournier and intend to continue to vigorously defend the lawsuit. In addition, another product liability lawsuit was filed against us in 2012, which we believe to be without merit and intend to vigorously defend. We have also been named as a defendant in certain other complaints containing similar allegations to those presented in the Fournier lawsuit, each of which we believe is also without merit and would not have a material adverse effect on our financial position or results of operations in the event any damages were awarded.

In October 2012, we received a written request for information from the City Attorney for the City and County of San Francisco (the “City Attorney”) concerning our advertising and marketing of our Monster Energy® brand of energy drinks and specifically concerning the safety of our products for consumption by adolescents. In a subsequent letter, the City Attorney threatened to bring suit against us if we did not agree to take certain steps immediately and, on May 6, 2013, the City Attorney filed a complaint against us for declaratory and injunctive relief, civil penalties and restitution for an alleged violation of California’s Unfair Competition Law. We deny that we have violated the Unfair Competition Law or any other law and believe that the City Attorney’s claims and demands are preempted and unconstitutional. We intend to vigorously defend against the lawsuit. At this time, no evaluation of the likelihood of an unfavorable outcome or range of potential loss can be expressed.

Several other lawsuits have been filed against us claiming that certain statements made in our advertisements and/or on the labels of our products were false and/or misleading in nature and/or that our products are not safe. Putative class action lawsuits have also recently been filed against certain of our competitors asserting that certain claims in their advertisements amount to false advertising. We do not believe any statements made by us in our promotional materials or set forth on our product labels are false or misleading or that our products are in any way unsafe and intend to vigorously defend these lawsuits.

Any of the foregoing matters or other product-related litigation, the threat thereof, or unfavorable media attention arising from pending or threatened product-related litigation, could consume significant financial and managerial resources, and result in decreased demand for our products, significant monetary awards against us and injury to our reputation.

Criticism of our energy drink products, and/or criticism or a negative perception of energy drinks generally, could adversely affect us.

An unfavorable report on the health effects of caffeine, or criticism or negative publicity regarding the caffeine content in our products or energy drinks generally, could have an adverse effect on our business, financial condition and results of operations. Articles critical of the caffeine content in energy drinks and/or indicating certain health risks of energy drinks have been published in recent years. We believe that the softness in the overall energy drink market in the U.S. that has been experienced may be due in part to the ongoing negative publicity and comments that continue to appear in the media questioning the safety of energy drinks, and suggesting limitations on their ingredients (including caffeine) and/or the levels thereof and/or imposing minimum age restrictions for consumers. If reports, studies or articles critical of caffeine and/or energy drinks continue to be published or are published in the future, they could adversely affect the demand for our products.

[Table of Contents](#)

Increased competition could hurt our business.

The beverage industry is highly competitive. The principal areas of competition are pricing, packaging, development of new products, flavors, product positioning as well as promotion and marketing strategies. Our products compete with a wide range of drinks produced by a relatively large number of manufacturers, many of which have substantially greater financial, marketing and distribution resources than we do.

Important factors affecting our ability to compete successfully include the taste and flavor of our products, trade and consumer promotions, rapid and effective development of new, unique cutting edge products, attractive and different packaging, branded product advertising and pricing. Our products compete with all liquid refreshments and in many cases with products of much larger and substantially better financed competitors, including the products of numerous nationally and internationally known producers such as TCCC, PepsiCo, Red Bull GmbH, the DPS Group, Kraft Foods Inc., Suntory Holding, Ltd., Nestle Beverage Company, Tree Top and Ocean Spray. We also compete with companies that are smaller or primarily national or local in operations. Our products also compete with private label brands such as those carried by grocery store chains, convenience store chains, and club stores.

There can be no assurance that we will not encounter difficulties in maintaining our current revenues or market share or position due to competition in the beverage industry. If our revenues decline, our business, financial condition and results of operations could be adversely affected.

Uncertainty in the financial markets and other adverse changes in general economic or political conditions in any of the major countries in which we do business could adversely affect our industry, business and results of operations.

In 2013, the global economy improved as compared to 2012, however uncertainty continues to exist as to the overall rate and stability of the recovery. Global economic uncertainties affect businesses such as ours in a number of ways, making it difficult to accurately forecast and plan our future business activities. There can be no assurance that any of the recent economic improvements will be sustainable, or that they will enhance conditions in markets relevant to us. In addition, we cannot predict the duration and severity of disruptions in any of our markets, or the impact they may have on our customers or business, as our expansion outside of the United States has increased our exposure to any crisis in European and other international markets. If the improved economic conditions are slower than anticipated or if conditions worsen, our industry, business and results of operations could be materially and adversely affected.

Changes in consumer preferences may reduce demand for some of our products.

The beverage industry is subject to changing consumer preferences and shifts in consumer preferences may adversely affect us. There is increasing awareness of and concern for the health consequences of obesity. This may reduce demand for our non-diet beverages, which could reduce our revenues and adversely affect our results of operations. Recently, concerns have emerged regarding diet sodas and in particular, aspartame, which we do not use in our products.

Consumers are seeking greater variety in their beverages. Our future success will depend, in part, upon our continued ability to develop and introduce different and innovative beverages that appeal to consumers. In order to retain and expand our market share, we must continue to develop and introduce different and innovative beverages and be competitive in the areas of taste, quality and health, although there can be no assurance of our ability to do so. There is no assurance that consumers will continue to purchase our products in the future. Product lifecycles for some beverage brands and/or products and/or packages may be limited to a few years before consumers' preferences change. The beverages we

currently market are in varying stages of their product lifecycles and there can be no assurance that such beverages will become or remain profitable for us. We may be unable to achieve volume growth through product and packaging initiatives. We also may be unable to penetrate new markets. If our revenues decline, our business, financial condition and results of operations could be adversely affected.

Operations outside the United States expose us to uncertain conditions and other risks in international markets.

Our gross sales to customers outside of the United States were approximately 23%, 22% and 20% of consolidated gross sales for the years ended December 31, 2013, 2012 and 2011, respectively, and our growth strategy includes further expanding our international business. If we are unable to continue to expand distribution of our products outside the United States, our growth rate could be adversely affected. In many international markets, we have limited operating experience and in some areas we have no operating experience. It is costly to establish, develop and maintain international operations and develop and promote our brands in international markets. Our percentage gross profit margins in many international markets are expected to be less than the comparable percentage gross profit margins obtained in the U.S. We face and will continue to face substantial risks associated with having foreign operations, including: economic and/or political instability in our international markets; restrictions on or costs relating to the repatriation of foreign profits to the United States, including possible taxes and/or withholding obligations on any repatriations; and tariffs and/or trade restrictions. These risks could have a significant impact on our ability to sell our products on a competitive basis in international markets and could have a material adverse effect on our business, financial condition and results of operations. Also, our operations outside of the United States are subject to risks relating to appropriate compliance with legal and regulatory requirements in local jurisdictions, potential difficulties in staffing and managing local operations, higher product damages, particularly when products are shipped long distances, potentially higher incidence of fraud and/or corruption, credit risk of local customers and distributors and potentially adverse tax consequences.

Global or regional catastrophic events could impact our operations and affect our ability to grow our business.

Because of our increasingly global presence, our business could be affected by unstable political conditions, civil unrest, large-scale terrorist acts, especially those directed against the United States or other major industrialized countries where our products are distributed, the outbreak or escalation of armed hostilities, major natural disasters or widespread outbreaks of infectious diseases. Such events could impact the production and distribution of our products. In addition, such events could disrupt global or regional economic activity, which could affect consumer purchasing power, thereby reducing demand for our products. If we are unable to grow our business internationally as a result of these factors, our growth rate could decline.

Fluctuations in foreign currency exchange rates may adversely affect our operating results.

We are exposed to foreign currency exchange rate risk with respect to our sales, expenses, profits, assets and liabilities denominated in currencies other than the U.S. dollar. We have not used instruments to hedge certain foreign currency risks and are not protected against foreign currency fluctuations. As a result, our reported earnings may be affected by changes in foreign currency exchange rates. Moreover, any favorable impacts to profit margins or financial results from fluctuations in foreign currency exchange rates are likely to be unsustainable over time.

We derive a substantial portion of revenues from our energy drinks and competitive pressure in the energy drink category could adversely affect our business and operating results.

A substantial portion of our sales are derived from our energy drinks, including in particular our Monster Energy® brand energy drinks. Our DSD segment, which is comprised primarily of energy

drinks, represented 95.6% of net sales for the year ended December 31, 2013. Any decrease in the sales of our Monster Energy® brand and other energy drinks could significantly adversely affect our future revenues and net income. Historically, we have experienced substantial competition from new entrants in the energy drink category as well as from the more recently emerging energy shot category. Domestically, our energy drinks compete directly with Red Bull, Rockstar, Full Throttle, No Fear, Amp, Adrenaline Rush, NOS, Venom, Redline, Red Devil, Xenergy, MiO Energy, Rip It, Starbucks Double Shot, Starbucks Double Shot Energy Plus Coffee, Rockstar Roasted, 5-Hour Energy Shots, Stacker 2, VPX Redline Energy Shots and many other brands. A number of companies who market and distribute iced teas, juice cocktails and enhanced waters in different packages, such as 16- and 20-ounce glass and plastic bottles, including Sobe, Sobe Life Water, Snapple, Arizona, Fuse, Ocean Spray, Honest Tea, Gold Peak Tea, Activate, Neuro and Vitamin Water, have added dietary ingredients to their products with a view to marketing their products as “functional” or energy beverages or as having “functional” benefits. In addition, certain large companies such as TCCC and PepsiCo, market and/or distribute products in that market segment such as Pepsi Max, Mountain Dew, Mountain Dew MDX, Mountain Dew Kickstart and Vault. Internationally, our energy drinks compete with Red Bull, Rockstar, Burn, V-Energy, Lucozade, Adrenaline Rush, Relentless and numerous local and private label brands that usually differ from country to country, such as Power Play, Mother, Hell, Shock, Tiger, Boost, Speed, TNT, Shark, Hot 6, Shark Energy, Nalu, Battery, Bullit, Flash Up, Black, Non-Stop, Bomba, Semtex, Vive 100, Dark Dog, Speed, Guaraná, Ultra and a host of other international brands. Our Java Monster® product line competes directly with Starbucks Frappuccino, Starbucks Double Shot, Starbucks Double Shot Energy Plus Coffee and other Starbucks coffee drinks, Rockstar Roasted, Seattle’s Best and illy issimo coffee drinks. Our Muscle Monster® product line competes directly with Muscle Milk, Core Power, ABB Pure Pro and Gatorade Recover Protein Shake. Competitive pressures in the energy drink category could impact our revenues and/or we could experience price erosion and/or lower market share, any of which could have a material adverse effect on our business and results of operations.

We rely on bottlers and other contract packers to manufacture our products. If we are unable to maintain good relationships with our bottlers and contract packers and/or their ability to manufacture our products becomes constrained or unavailable to us, our business could suffer.

We do not directly manufacture our products, but instead outsource such manufacturing to bottlers and other contract packers. In the event of a disruption and/or delay, we may be unable to procure alternative packing facilities at commercially reasonable rates and/or within a reasonably short time period. In addition, there are limited alternative packing facilities in our domestic and international markets with adequate capacity and/or suitable equipment for many of our products, including our Monster Energy® brand energy drinks, our Worx Energy® energy shots, our Peace Tea® product line, our Hansen's® brand energy drinks, our aseptic juice products, our Hubert's® Lemonades, our Muscle Monster® product line, our Java Monster® product line and certain of our other products. While we believe a short-term disruption or delay in production would not significantly affect our revenue, a lengthy disruption or delay in the production of any of such products could significantly adversely affect our revenues from such products because alternative co-packing facilities in the United States and abroad with adequate long-term capacity may not be available for such products either at commercially reasonable rates, and/or within a reasonably short time period, if at all.

We rely on bottlers and distributors to distribute our DSD segment products. If we are unable to maintain good relationships with our existing bottlers and distributors and/or secure such bottlers and distributors, our business could suffer.

Many of our bottlers and distributors are affiliated with and manufacture and/or distribute other soda, carbonated and non-carbonated brands and other beverage products (both alcoholic and non-alcoholic), including energy drinks. In many cases, such products compete directly with our products.

[Table of Contents](#)

The TCCC North American Bottlers, AB Distributors, New CCE and Coca-Cola Hellenic are our primary domestic and international distributors of our Monster Energy® products. If we are unable to maintain good relationships with the TCCC North American Bottlers and/or the AB Distributors and/or New CCE and/or Coca-Cola Hellenic, or if the TCCC North American Bottlers and/or AB Distributors and/or New CCE and/or Coca-Cola Hellenic do not effectively focus on marketing, promoting, selling and distributing our products, sales of our Monster Energy® products could be adversely affected.

We continually seek to expand and/or improve the distribution of our products by entering into agreements with regional bottlers and/or other direct store delivery distributors having established sales, marketing and distribution organizations.

The marketing efforts of our distributors are important for our success. If our DSD segment brands prove to be less attractive to our existing bottlers and distributors and/or if we fail to attract additional bottlers and distributors, and/or our bottlers and/or distributors do not market, promote and distribute our products effectively, our business, financial condition and results of operations could be adversely affected.

We rely upon our ongoing relationships with our key flavor suppliers. If we are unable to source our flavors on acceptable terms from our key suppliers, we could suffer disruptions in our business.

Generally, flavor suppliers hold the proprietary rights to their flavors. Consequently, we do not have the list of flavor ingredients or formulae for our flavors and certain of our concentrates readily available to us and we may be unable to obtain comparable flavors or concentrates from alternative suppliers on short notice. If we must replace a flavor supplier, we could experience a temporary disruption in our ability to deliver products to our customers and/or a reduction in demand for our products containing replacement flavors, which could have a material adverse effect on our business and results of operations.

Our customers are material to our success. If we are unable to maintain good relationships with our existing customers, our business could suffer.

Unilateral decisions could be taken by our distributors, convenience chains, grocery chains, specialty chain stores, club stores and other customers to discontinue carrying all or any of our products that they are carrying at any time, which could cause our business to suffer.

CCR accounted for approximately 29% and 28% of our net sales for the years ended December 31, 2013 and 2012, respectively. A decision by CCR, CCRC, New CCE, the AB Distributors, Wal-Mart, Inc. (including Sam's Club), Coca-Cola Hellenic, or any other large customer to decrease the amount purchased from us or to cease carrying our products could have a material adverse effect on our financial condition and consolidated results of operations.

Increases in costs and/or shortages of raw materials and/or ingredients and/or fuel and/or costs of co-packing could harm our business.

The principal raw materials used by us are aluminum cans, PET plastic bottles, as well as flavors, juice concentrates, sugar, sucralose, milk, cream, protein, dietary ingredients and other packaging materials; the costs and availability of which are subject to fluctuations. In addition, certain of our co-pack arrangements allow such co-packers to increase their charges based on certain of their own cost increases. We are uncertain whether the prices of any of the above or any other raw materials or ingredients, certain of which have recently risen, will continue to rise or may rise in the future. We are unsure whether we will be able to pass any of such increases on to our customers. We generally do not use hedging agreements or alternative instruments to manage the risks associated with securing sufficient ingredients or raw materials although we do, from time to time, enter into purchase agreements for a significant portion of our annual anticipated requirements for certain raw materials such as aluminum cans, apple juice, sugar and sucralose.

In addition, some of these raw materials, including certain sizes of cans, are available from a limited number of suppliers.

Our failure to accurately estimate demand for our products could adversely affect our business and financial results.

We may not correctly estimate demand for our products. Our ability to estimate demand for our products is imprecise, particularly with regard to new products, and may be less precise during periods of rapid growth, particularly in new markets. If we materially underestimate demand for our products or are unable to secure sufficient ingredients or raw materials including, but not limited to, aluminum cans, PET plastic bottles, glass bottles, labels, sucralose, flavors, dietary ingredients, juice concentrates, certain sweeteners, coffee, tea, protein, packaging materials or co-packing arrangements, we might not be able to satisfy demand on a short-term basis. Moreover, industry-wide shortages of certain juice concentrates, dietary ingredients and sweeteners have been and could, from time to time in the future, be experienced. We generally do not use hedging agreements or alternative instruments to manage this risk. Such shortages could interfere with and/or delay production of certain of our products and could have a material adverse effect on our business and financial results.

If we do not maintain sufficient inventory levels and/or if we are unable to deliver our products to our customers in sufficient quantities, and/or if our customers' or retailers' inventory levels are too high, our operating results could be adversely affected.

If we do not accurately anticipate the future demand for a particular product or the time it will take to obtain new inventory, our inventory levels may be inadequate and our results of operations may be negatively impacted. If we fail to meet our shipping schedules, we could damage our relationships with distributors and/or retailers, increase our distribution costs and/or cause sales opportunities to be delayed or lost. In order to be able to deliver our products on a timely basis, we need to maintain adequate inventory levels of the desired products. If the inventory of our products held by our distributors and/or retailers is too high, they will not place orders for additional products, which could unfavorably impact our future sales and adversely affect our operating results.

The costs of packaging supplies are subject to price increases from time to time and we may be unable to pass all or some of such increased costs on to our customers.

Many of our packaging supply contracts allow our suppliers to alter the costs they charge us for packaging supplies based on changes in the costs of the underlying commodities that are used to produce those packaging supplies, such as aluminum for cans, resin for PET plastic bottles, and pulp and paper for cartons and/or trays. These changes in the prices we pay for our packaging supplies occur at certain predetermined times that vary by product and supplier. In some cases, we are able to fix the prices of certain packaging supplies and/or commodities for a reasonable period. In other cases, we bear the risk of increases in the costs of these packaging supplies, including the underlying costs of the commodities that comprise these packaging supplies. We do not use derivative instruments to manage this risk. If the costs of these packaging supplies increase, we may be unable to pass these costs along to our customers through corresponding adjustments to the prices we charge, which could have a material adverse effect on our results of operations.

Our intellectual property rights are critical to our success, and the loss of such rights could materially adversely affect our business.

We own numerous trademarks that are very important to our business. We also own the copyright in and to a portion of the content on the packaging of our products. We regard our trademarks, copyrights, and similar intellectual property as critical to our success and attempt to protect such intellectual property through registration and enforcement actions. However, there can be no assurance that other third parties will not infringe or misappropriate our trademarks, copyrights and similar proprietary rights. If we lose some or all of our intellectual property rights, our business may be materially adversely affected.

If we are unable to maintain our brand image or product quality, our business may suffer.

Our success depends on our ability to build and maintain the brand image for our existing products, new products and brand extensions. There can be no assurance that our advertising, marketing and promotional programs will have the desired impact on our products' brand image and on consumer preference and demand. Product quality and/or ingredient content issues, efficacy or lack thereof, real or imagined, or allegations of product contamination, even if false or unfounded, could tarnish the image of the affected brands and may cause consumers to choose other products. Furthermore, our brand image or perceived product quality could be adversely affected by litigation, unfavorable reports in the media, internet or elsewhere, studies in general and regulatory or other governmental inquiries, in each case whether involving our products or those of our competitors, as well as proposed or new legislation affecting our industry.

If we encounter product recalls, our business may suffer and we may incur material losses.

We may be required from time to time to recall products entirely or from specific co-packers, markets or batches if such products become contaminated, damaged, mislabeled or otherwise materially not compliant with applicable regulatory requirements. Product recalls could adversely affect our profitability and our brand image. We do not maintain recall insurance.

If we are not able to retain the full-time services of senior management there may be an adverse effect on our operations and/or our operating performance until we find suitable replacements.

Our business is dependent, to a large extent, upon the services of our senior management. We do not maintain key person life insurance on any members of our senior management. The loss of services of either Mr. Sacks, Chairman and Chief Executive Officer,

Mr. Schlosberg, President and Chief Financial Officer, or any other key members of our senior management could adversely affect our business until suitable replacements can be found. There may be a limited number of personnel with the requisite skills to serve in these positions and we may be unable to locate or employ such qualified personnel on acceptable terms.

Climate change may negatively affect our business.

There is concern that a gradual increase in global average temperatures could cause significant changes in weather patterns around the globe and an increase in the frequency and severity of natural disasters. While warmer weather has historically been associated with increased sales of our products, changing weather patterns could result in decreased agricultural productivity in certain regions, which may limit availability and/or increase the cost of certain key ingredients, juice concentrates and dietary ingredients used in our products. Increased frequency or duration of extreme weather conditions could also impair production capabilities, disrupt our supply chain including, without limitation, the availability of, and/or result in higher prices for juice concentrates, natural flavors and dietary ingredients or impact demand for our products. In addition, public expectations for reductions in greenhouse gas emissions could result in increased energy, transportation and raw material costs and may require us to make additional investments in facilities and equipment. As a result, the effects of climate change could have a

[Table of Contents](#)

long-term adverse impact on our business and results of operations. Sales of our products may also be influenced to some extent by weather conditions in the markets in which we operate. Weather conditions may influence consumer demand for certain of our beverages, which could have an adverse effect on our results of operations.

Potential changes in accounting practices and/or taxation may adversely affect our financial results.

We cannot predict the impact that future changes in accounting standards or practices may have on our financial results. New accounting standards could be issued that change the way we record revenues, expenses, assets and liabilities. These changes in accounting standards could adversely affect our reported earnings. Increases in direct and indirect income tax rates could affect after-tax income. Equally, increases in indirect taxes (including environmental taxes pertaining to the disposal of beverage containers and/or indirect taxes on beverages generally or energy drinks in particular) could affect our products' affordability and reduce our sales.

Volatility of stock price may restrict sale opportunities.

Our stock price is affected by a number of factors, including stockholder expectations, financial results, the introduction of new products by us and our competitors, general economic and market conditions estimates and projections by the investment community and public comments by other parties as well as many other factors including litigation, many of which are beyond our control. We do not provide guidance on our future performance, including, but not limited to, our revenues, margins, product mix, operating expenses or net income. We may be unable to achieve analysts' net revenue and/or earnings forecasts, which may be based on their own projected revenues, sales volumes and sales mix of many product types and/or new products, certain of which are more profitable than others, as well as their own estimates of gross margin and operating expenses. There can be no assurance that we will achieve any projected levels or mixes of product sales and/or revenues and/or gross margins and/or operating profits and/or net income. As a result, our stock price is subject to significant volatility and stockholders may not be able to sell our stock at attractive prices. In addition, periods of volatility in the market price of our stock could result in the initiation of securities class action litigation against us. During the fiscal year ended December 31, 2013, our stock price high was \$68.33 and our stock price low was \$45.38.

Provisions in our organizational documents and control by insiders may prevent changes in control even if such changes would be beneficial to other stockholders.

Our organizational documents may limit changes in control. Furthermore, as of February 24, 2014, Mr. Sacks and Mr. Schlosberg together may be deemed to beneficially own and/or exercise voting control over approximately 13% of our outstanding common stock. Consequently, Mr. Sacks and Mr. Schlosberg could exercise significant control over matters submitted to a vote of our stockholders, including electing directors, amending organizational documents and disapproving extraordinary transactions such as a takeover attempt, even though such actions may be favorable to the other common stockholders.

Our cash flow may not be sufficient to fund our long term goals.

Although we currently have sufficient cash to support our planned operating activities in the current year, we may be unable to generate sufficient cash flow to support our capital expenditure plans and general operating activities in the future. In addition, the terms and/or availability of our credit facility and/or the activities of our debtors and/or creditors could affect the financing of our future growth.

[Table of Contents](#)

Our investments in marketable securities are subject to risks which may cause losses and affect the liquidity of these investments.

At December 31, 2013, we had \$211.3 million in cash and cash equivalents, \$402.2 million in short-term investments and \$9.8 million of long-term investments (comprised entirely of auction rate securities). We have historically invested these amounts in U.S. Treasury bills, certificates of deposit, commercial paper, government agencies and municipal securities (which may have an auction reset feature), corporate

notes and bonds, variable rate demand notes and money market funds meeting certain criteria. Certain of these investments are subject to general credit, liquidity, market and interest rate risks. These risks associated with our investment portfolio may have an adverse effect on our future results of operations, liquidity and financial condition.

If we fail to maintain effective disclosure controls and procedures and internal control over financial reporting on a consolidated basis, our stock price and investor confidence in our Company could be materially and adversely affected.

We are required to maintain both disclosure controls and procedures and internal control over financial reporting that are effective for the purposes described in “Part II, Item 9A – Controls and Procedures.” If we fail to do so, our business, results of operations, financial condition or the value of our stock could be materially harmed.

Litigation, legal proceedings, government and regulatory inquiries and/or proceedings could expose us to significant liabilities and thus negatively affect our financial results.

We are a party, from time to time, to various litigation claims and legal proceedings, government and regulatory inquiries and/or proceedings, including, but not limited to, intellectual property, fraud, unfair business practices, false advertising, product liability, breach of contract claims, securities actions and shareholder derivative actions. Material legal proceedings are described more fully in “Part I, Item 3 – Legal Proceedings” and in “Part II, Item 8, Note 9” to our consolidated financial statements contained in this Form 10-K.

Defending these proceedings can result in significant ongoing expenditures and the diversion of our management’s time and attention from the operation of our business, which could have a negative effect on our business operations. Our failure to successfully defend or settle any litigation or legal proceedings could result in liabilities that, to the extent not covered by our insurance, could have a material adverse effect on our financial condition, revenue and profitability, and could cause the market value of our common stock to decline.

We must continually maintain, protect and/or upgrade our information technology systems.

Information technology helps us operate efficiently, interface with customers, maintain financial accuracy and efficiency, and accurately produce our financial statements. If we do not allocate and effectively manage the resources necessary to build and sustain the proper technology infrastructure, we could be subject to transaction errors, processing inefficiencies, the loss of customers, business disruptions, or the loss of or damage to intellectual property through security breaches, including cybersecurity attacks. Cybersecurity attacks are evolving and include, but are not limited to, malicious software, attempts to gain unauthorized access to data, and other electronic security breaches that could lead to disruptions in systems, unauthorized release of confidential or otherwise protected information and corruption of data. We believe that we have adopted appropriate measures to mitigate potential risks to our technology and our operations from these information technology-related disruptions. However, given the unpredictability of the timing, nature and scope of such disruptions, we could potentially be subject to operational interruption, damage to our brand image and private data exposure. Moreover, if our data management systems, including our SAP enterprise resource planning system, do not effectively

[Table of Contents](#)

collect, store, process and report relevant data for the operation of our business, whether due to equipment malfunction or constraints, software deficiencies, cybersecurity attack, or human error, our ability to effectively plan, forecast and execute our business plan and comply with applicable laws and regulations will be impaired, perhaps materially. Any such impairment could materially and adversely affect our financial condition, results of operations, cash flows and the timeliness with which we report our internal and external operating results.

ITEM 1B. UNRESOLVED STAFF COMMENTS

Not applicable.

ITEM 2. PROPERTIES

Our owned corporate office is located at 1 Monster Way, Corona, California 92879, and consists of an approximately 141,000 square-foot, free standing, six-story building. Our main warehouse and distribution space is located in a leased 346,495 square-foot building in Corona, California. In addition, we lease significantly smaller office and warehouse space both domestically and in certain international locations.

ITEM 3. LEGAL PROCEEDINGS

On October 17, 2012, Wendy Crossland and Richard Fournier filed a lawsuit in the Superior Court of the State of California, County of Riverside, styled *Wendy Crossland and Richard Fournier v. Monster Beverage Corporation*, against the Company claiming that the death of their 14 year old daughter (Anais Fournier) was caused by her consumption of two 24-ounce Monster Energy® drinks over the course of two days in December 2011. The plaintiffs allege strict product liability, negligence, fraudulent concealment, breach of implied warranties and wrongful death. The plaintiffs claim general damages in excess of \$25,000 and punitive damages. The Company filed a demurrer and a motion to strike the plaintiffs’ complaint on November 19, 2012, and the plaintiffs filed a first amended complaint on December 19, 2012. The Company filed its answer to the first amended complaint on June 7, 2013. The parties attended a court ordered mediation on January 23, 2014. Discovery has commenced but no trial date has been set. The Company believes that the plaintiffs’ complaint is without merit and plans a vigorous defense. The Company also believes that any such damages, if awarded, would not have a material adverse effect on the Company’s financial position or results of operations.

The Company has also been named as a defendant in other complaints containing similar allegations to those presented in the Fournier lawsuit, each of which the Company believes is also without merit and would not have a material adverse effect on the Company’s financial

position or results of operations in the event any damages were awarded.

Securities Litigation – On September 11, 2008, a federal securities class action complaint styled *Cunha v. Hansen Natural Corp., et al.* was filed in the United States District Court for the Central District of California (the “District Court”). On September 17, 2008, a second federal securities class action complaint styled *Brown v. Hansen Natural Corp., et al.* was also filed in the District Court. After the District Court consolidated the two actions and appointed the Structural Ironworkers Local Union #1 Pension Fund as lead plaintiff, a Consolidated Complaint for Violations of Federal Securities Laws was filed on August 28, 2009 (the “Consolidated Class Action Complaint”).

The Consolidated Class Action Complaint purported to be brought on behalf of a class of purchasers of the Company’s stock during the period November 9, 2006 through November 8, 2007 (the “Class Period”). It named as defendants the Company, Rodney C. Sacks, Hilton H. Schlosberg, and Thomas J. Kelly. Plaintiff principally alleged that, during the Class Period, the defendants made false and misleading statements relating to the Company’s distribution coordination agreements with Anheuser-Busch, Inc. (“AB”) and its sales of “Allied” energy drink lines, and engaged in sales of shares in the

[Table of Contents](#)

Company on the basis of material non-public information. Plaintiff also alleged that the Company’s financial statements for the second quarter of 2007 did not include certain promotional expenses. The Consolidated Class Action Complaint alleged violations of Sections 10(b) and 20(a) of the Securities Exchange Act of 1934, as amended (the “Exchange Act”) and Rule 10b-5 promulgated thereunder, and sought an unspecified amount of damages.

The District Court dismissed the Consolidated Class Action Complaint, with leave to amend, on July 12, 2010. Plaintiff thereafter filed a Consolidated Amended Class Action Complaint for Violations of Federal Securities Laws on August 27, 2010 (the “Amended Class Action Complaint”). While similar in many respects to the Consolidated Class Action Complaint, the Amended Class Action Complaint dropped certain of the allegations set forth in the Consolidated Class Action Complaint and made certain new allegations, including that the Company engaged in “channel stuffing” during the Class Period that rendered false or misleading the Company’s reported sales results and certain other statements made by the defendants. In addition, it no longer named Thomas J. Kelly as a defendant.

On September 4, 2012, the District Court dismissed certain of the claims in the Amended Class Action Complaint, including plaintiff’s allegations relating to promotional expenses, but denied defendants’ motion to dismiss with regard to the majority of plaintiff’s claims, including plaintiff’s channel stuffing allegations. Plaintiff filed a motion seeking class certification on December 6, 2012, which the court denied, without prejudice, on January 17, 2014. Fact discovery in the action was stayed pending resolution of the class certification motion.

Following a mediation conducted by an independent mediator, the parties are currently negotiating the terms of a possible settlement of the action. On February 11, 2014, the District Court entered an Order staying the action to allow the parties time to complete their negotiations and to prepare and file papers seeking approval of any proposed settlement. A status conference is scheduled for March 13, 2014. Management believes that any potential settlement, if completed, will be fully paid by insurance and will not have a material adverse effect on the Company’s financial position or results of operations.

State Attorney General Inquiry – In July 2012, the Company received a subpoena from a state attorney general in connection with an investigation concerning the Company’s advertising, marketing, promotion, ingredients, usage and sale of its Monster Energy® brand of energy drinks. As the investigation is in an early stage, it is unknown what, if any, action the state attorney general may take against the Company, the relief which may be sought in the event of any such proceeding or whether such proceeding could have a material adverse effect on the Company’s business, financial condition or results of operations.

San Francisco City Attorney Litigation. On October 31, 2012, the Company received a written request for information from the City Attorney for the City and County of San Francisco concerning the Company’s advertising and marketing of its Monster Energy® brand of energy drinks and specifically concerning the safety of its products for consumption by adolescents. In a letter dated March 29, 2013, the San Francisco City Attorney threatened to bring suit against the Company if it did not agree to take the following five steps immediately: (i) “Reformulate its product to lower the caffeine content to safe levels”; (ii) “Provide adequate warning labels”; (iii) “Cease promoting overconsumption in marketing”; (iv) “Cease use of alcohol and drug references in marketing”; and (v) “Cease targeting minors.”

On April 29, 2013, the Company and its wholly owned subsidiary, Monster Energy Company, filed a complaint for declaratory and injunctive relief against the San Francisco City Attorney in United States District Court for the Central District of California (the “Central District Court”), styled *Monster Beverage Corp., et al. v. Dennis Herrera*. The Company seeks a declaration from the Central District Court that the San Francisco City Attorney’s investigation and demands are impermissible and preempted, subject to the doctrine of primary jurisdiction, are unconstitutional in that they violate the First and Fourteenth Amendments’ prohibitions against compelled speech, content-based speech and commercial speech, are impermissibly void-for-vagueness, and/or violate the Commerce Clause. On June

[Table of Contents](#)

3, 2013, the City Attorney filed a motion to dismiss the Company’s complaint, arguing in part that the complaint should be dismissed in light of the San Francisco Action (described below) filed on May 6, 2013. On August 22, 2013, the Central District Court granted in part and denied in part the City Attorney’s motion.

On October 17, 2013 (after the San Francisco Action described below was remanded to San Francisco Superior Court), the City Attorney filed a renewed motion to dismiss and on December 16, 2013, the Central District Court granted the City Attorney’s renewed motion, dismissing the action. The Company filed a Notice of Appeal to the Ninth Circuit on December 18, 2013.

On May 6, 2013, the San Francisco City Attorney filed a complaint for declaratory and injunctive relief, civil penalties and restitution for alleged violation of California’s Unfair Competition Law, Business & Professions Code sections 17200, et seq., styled *People Of The State Of California ex rel. Dennis Herrera, San Francisco City Attorney v. Monster Beverage Corporation*, San Francisco Superior Court (the “San Francisco Action”). The City Attorney alleges that the Company (1) mislabeled its products as a dietary supplement, in violation of California’s Sherman Food, Drug and Cosmetic Law, California Health & Safety Code sections 109875 et. seq.; (2) is selling an “adulterated” product because caffeine is not generally recognized as safe (“GRAS”) due to the alleged lack of scientific consensus concerning the safety of the levels of caffeine in the Company’s products; and (3) is engaged in unfair and misleading business practices because its marketing (a) does not disclose the health risks that energy drinks pose for children and teens; (b) fails to warn against and promotes unsafe consumption; (c) implicitly promotes mixing of energy drinks with alcohol or drugs; and (d) is deceptive because it includes unsubstantiated claims about the purported special benefits of its “killer” ingredients and “energy blend.” The City Attorney seeks a declaration that the Company has engaged in unfair and unlawful business acts and practices in violation of the Unfair Competition Law; an injunction from performing or proposing to perform any acts in violation of the Unfair Competition Law; restitution; and civil penalties. On June 3, 2013, the Company removed the case to the United States District Court for the Northern District of California (the “Northern District Court”). On July 3, 2013, the City Attorney filed a motion to remand the case back to state court. On September 18, 2013, the Northern District Court granted the City Attorney’s motion to remand the San Francisco Action back to state court.

On January 15, 2014, the Company filed a demurrer to and motion to strike allegations in the complaint in the San Francisco Action. The demurrer and motion to strike are currently scheduled for a hearing on March 4, 2014. The Company denies that it has violated the Unfair Competition Law or any other law and believes that the City Attorney’s claims and demands are preempted and unconstitutional, as alleged in the action the Company filed in the Central District Court. The Company intends to vigorously defend against this lawsuit. At this time, no evaluation of the likelihood of an unfavorable outcome or range of potential loss can be expressed.

In addition to the above matters, the Company has been named as a defendant in various false advertising putative class actions and in a private attorney general action. In these actions, plaintiffs allege that defendants misleadingly labeled and advertised Monster Energy® brand products that allegedly were ineffective for the advertised benefits (including, but not limited to, an allegation that the products do not hydrate as advertised because they contain caffeine). The plaintiffs further allege that the Monster Energy® brand products at issue are unsafe because they contain one or more ingredients that allegedly could result in illness, injury or death. In connection with these product safety allegations, the plaintiffs claim that the product labels did not provide adequate warnings and/or that the Company did not include sufficiently specific statements with respect to contra-indications and/or adverse reactions associated with the consumption of its energy drink products (including, but not limited to, claims that certain ingredients, when consumed individually or in combination with other ingredients, could result in high blood pressure, palpitations, liver damage or other negative health effects and/or that the products themselves are unsafe). Based on these allegations, the plaintiffs assert claims for violation of state consumer protection statutes, including unfair competition and false advertising statutes, and for breach of warranty and unjust enrichment. In their prayers for relief, the plaintiffs seek, inter alia, compensatory

[Table of Contents](#)

and punitive damages, restitution, attorneys’ fees, and, in some cases, injunctive relief. The Company regards these cases and allegations as having no merit. Furthermore, the Company is subject to litigation from time to time in the normal course of business, including intellectual property litigation and claims from terminated distributors. Although it is not possible to predict the outcome of such litigation, based on the facts known to the Company, management believes that such litigation in the aggregate will likely not have a material adverse effect on the Company’s financial position or results of operations.

ITEM 4. Mine Safety Disclosures

Not applicable.

PART II

ITEM 5. MARKET FOR THE REGISTRANT’S COMMON EQUITY, RELATED STOCKHOLDER MATTERS AND ISSUER PURCHASES OF EQUITY SECURITIES

Principal Market

The Company’s common stock began trading in the over-the-counter market on November 8, 1990 and was subsequently quoted on the Nasdaq Capital Market under the symbol “HANS”. On July 5, 2007, the Company’s common stock began trading on the Nasdaq Global Select Market under the same symbol, “HANS”. On January 5, 2012, stockholders of the Company approved the Company’s name change from Hansen Natural Corporation to Monster Beverage Corporation. In addition, on January 9, 2012, the Company’s common stock began trading under the symbol “MNST”. As of February 24, 2014, there were 166,877,164 shares of the Company’s common stock outstanding held by approximately 282 holders of record. The holders of record do not include those stockholders whose shares are held of record by banks, brokers and other financial institutions.

Stock Price and Dividend Information

The following table sets forth high and low per share sales price of our common stock for the periods indicated:

Year Ended December 31, 2013	High		Low	
First Quarter	\$	54.34	\$	45.38
Second Quarter	\$	62.94	\$	47.16
Third Quarter	\$	66.12	\$	51.85
Fourth Quarter	\$	68.33	\$	51.15

Year Ended December 31, 2012	High		Low	
First Quarter	\$	63.18	\$	45.57
Second Quarter	\$	83.96	\$	60.66
Third Quarter	\$	75.00	\$	50.20
Fourth Quarter	\$	59.07	\$	39.99

The per share sales prices of our common stock set forth above represent bid quotations between dealers, do not include retail markups, mark-downs or commissions and bid quotations may not necessarily represent actual transactions and “real time” sale prices. The source of the bid information is the NASDAQ Stock Market, Inc.

We have not paid cash dividends to our stockholders since our inception and do not anticipate paying cash dividends in the foreseeable future.

[Table of Contents](#)

On November 13, 2012, the Company’s Board of Directors authorized a share repurchase program for the repurchase of up to \$250.0 million of the Company’s outstanding common stock (the “November 2012 Repurchase Plan”). During the year ended December 31, 2013, the Company purchased 0.257 million shares of common stock at an average purchase price of \$51.99 per share for a total amount of \$13.4 million (excluding broker commissions), which exhausted the availability under the November 2012 Repurchase Plan.

On April 7, 2013, the Company’s Board of Directors authorized a new share repurchase program for the repurchase of up to \$200.0 million of the Company’s outstanding common stock (the “April 2013 Repurchase Plan”). During the year ended December 31, 2013, the Company purchased 0.951 million shares of common stock at an average purchase price of \$56.98 per share for a total amount of \$54.2 million (excluding broker commissions).

During the year ended December 31, 2013, 0.001 million shares were repurchased from employees in lieu of cash payments for options exercised or withholding taxes due for a total amount of \$0.1 million. While such purchases are considered common stock repurchases, they are not counted as purchases against our authorized share repurchase programs, including the April 2013 Repurchase Plan.

The following tabular summary reflects our repurchase activity during the quarter ended December 31, 2013.

	Total Number of Shares Purchased	Average Price per Share ¹	Total Number of Shares Purchased as Part of Publicly Announced Plans or Programs	Maximum Number (or Approximate Dollar Value) of Shares that May Yet Be Purchased Under the Plans or Programs (In thousands) ²
2013				
November 1 - November 30	950,690	\$ 56.98	950,690	\$ 145,814
Total	950,690	\$ 56.98		

¹Excluding broker commissions paid.

²Net of broker commissions paid.

Equity Compensation Plan Information

The following table sets forth information as of December 31, 2013 with respect to shares of our common stock that may be issued under our equity compensation plans.

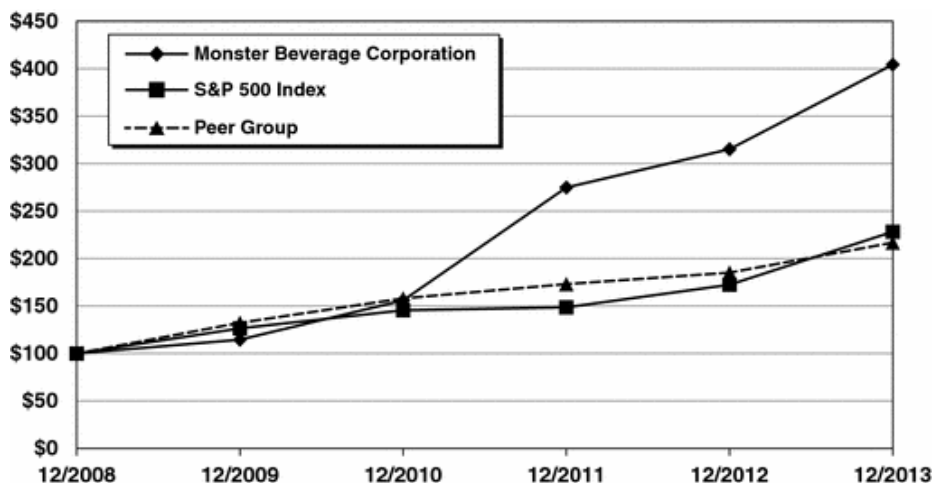
Plan category	Number of securities to be issued upon exercise of outstanding options, warrants and rights (a)	Weighted-average exercise price of outstanding options, warrants and rights (b)	Number of securities remaining available for future issuance under equity compensation plans (excluding securities reflected in column (a)) (c)
Equity compensation plans approved by stockholders	13,346,989	\$15.71	12,256,906
Equity compensation plans not approved by stockholders	-	-	-

[Table of Contents](#)

Performance Graph

The following graph shows a five-year comparison of cumulative total returns:¹

COMPARISON OF CUMULATIVE FIVE YEAR TOTAL RETURN



¹Annual return assumes reinvestment of dividends. Cumulative total return assumes an initial investment of \$100 on December 31, 2008. The Company's current self-selected peer group is comprised of The Coca-Cola Company, DPS Group, National Beverage Corporation, Jones Soda Company and Cott Corporation.

[Table of Contents](#)

ITEM 6. SELECTED FINANCIAL DATA

The consolidated statements of operations data set forth below with respect to each of the fiscal years ended December 31, 2011 through 2013 and the balance sheet data as of December 31, 2013 and 2012, are derived from our audited consolidated financial statements included herein, and should be read in conjunction with those financial statements and notes thereto, and with Management's Discussion and Analysis of Financial Condition and Results of Operations included as Part II, Item 7 of this Annual Report on Form 10-K. The consolidated statements of operations data for the fiscal years ended December 31, 2010 and 2009 and the balance sheet data as of December 31, 2011, 2010 and 2009 are derived from the Company's audited consolidated financial statements not included herein.

(in thousands, except
per share
information)

	2013	2012	2011	2010	2009
Gross sales* ¹	\$ 2,586,531	\$ 2,373,499	\$ 1,950,490	\$ 1,488,516	\$ 1,309,335
Net sales ¹	\$ 2,246,428	\$ 2,060,702	\$ 1,703,230	\$ 1,303,942	\$ 1,143,299
Gross profit ¹	\$ 1,172,931	\$ 1,065,656	\$ 894,309	\$ 680,240	\$ 612,316
Gross profit as a percentage to net sales	52.2%	51.7%	52.5%	52.2%	53.6%
Operating income ²	\$ 572,916	\$ 550,623	\$ 456,423	\$ 347,814	\$ 337,309
Net income	\$ 338,661	\$ 340,020	\$ 286,219	\$ 212,029	\$ 208,716
Net income per common share:					
Basic	\$ 2.03	\$ 1.96	\$ 1.62	\$ 1.20	\$ 1.16
Diluted	\$ 1.95	\$ 1.86	\$ 1.53	\$ 1.14	\$ 1.10
Cash, cash equivalents and investments	\$ 623,388	\$ 340,949	\$ 793,807	\$ 643,680	\$ 427,672
Total assets	\$ 1,420,509	\$ 1,043,325	\$ 1,362,399	\$ 1,146,950	\$ 850,189
Stockholders' equity	\$ 992,279	\$ 644,397	\$ 979,158	\$ 828,398	\$ 584,953

¹Includes \$14.8 million, \$13.2 million, \$13.0 million, \$10.0 million and \$8.2 million for the years ended December 31, 2013, 2012, 2011, 2010 and 2009, respectively, related to the recognition of deferred revenue.

²Includes \$10.8 million, \$1.5 million, \$1.1 million, \$0.3 million and \$1.9 million for the years ended December 31, 2013, 2012, 2011, 2010 and 2009, respectively, related to expenditures attributable to the costs associated with terminating existing distributors.

*Gross sales is used internally by management as an indicator of and to monitor operating performance, including sales performance of particular products, salesperson performance, product growth or declines and overall Company performance. The use of gross sales allows evaluation of sales performance before the effect of any promotional items, which can mask certain performance issues. We therefore believe that the presentation of gross sales provides a useful measure of our operating performance. Gross sales is not a measure that is recognized under generally accepted accounting principles in the United States of America (“GAAP”) and should not be considered as an alternative to net sales, which is determined in accordance with GAAP, and should not be used alone as an indicator of operating performance in place of net sales. Additionally, gross sales may not be comparable to similarly titled measures used by other companies as gross sales has been defined by our internal reporting practices. In addition, gross sales may not be realized in the form of cash receipts as promotional payments and allowances may be deducted from payments received from certain customers (See “Part II, Item 7 – Results of Operations”).

[Table of Contents](#)

ITEM 7. MANAGEMENT’S DISCUSSION AND ANALYSIS OF FINANCIAL CONDITION AND RESULTS OF OPERATIONS

The following Management’s Discussion and Analysis of Financial Condition and Results of Operations (“MD&A”) is provided as a supplement to – and should be read in conjunction with – our financial statements and the accompanying notes (“Notes”) included in Part II, Item 8 of this Form 10-K. This discussion contains forward-looking statements that are based on management’s current expectations, estimates and projections about our business and operations. Our actual results may differ materially from those currently anticipated and expressed in such forward-looking statements. See “Forward-Looking Statements” and “Part I. Item 1A – Risk Factors.”

This overview provides our perspective on the individual sections of MD&A. MD&A includes the following sections:

- *Our Business* – a general description of our business; the value drivers of our business; and opportunities and risks facing our Company;
- *Results of Operations* – an analysis of our consolidated results of operations for the three years presented in our financial statements;
- *Sales* – details of our sales measured on a quarterly basis in both dollars and cases;
- *Inflation* – information about the impact that inflation may or may not have on our results;
- *Liquidity and Capital Resources* – an analysis of our cash flows, sources and uses of cash and contractual obligations;
- *Accounting Policies and Pronouncements* – a discussion of accounting policies that require critical judgments and estimates including newly issued accounting pronouncements;
- *Forward-Looking Statements* – cautionary information about forward-looking statements and a description of certain risks and uncertainties that could cause our actual results to differ materially from the Company’s historical results or our current expectations or projections; and
- *Market Risks* – information about market risks and risk management. (See “Forward-Looking Statements” and “Part II, Item 7A – Qualitative and Quantitative Disclosures About Market Risks”).

Our Business

Overview

We develop, market, sell and distribute “alternative” beverage category beverages primarily under the following brand names:

- | | |
|---|-------------------------------|
| • Monster Energy® | • Hansen’s® |
| • Monster Rehab® | • Hansen’s Natural Cane Soda® |
| • Monster Energy Extra Strength Nitrous Technology® | • Junior Juice® |
| • Java Monster® | • Blue Sky® |
| • X-Presso Monster® | • Hubert’s® |
| • Muscle Monster® | • Worx Energy® |
| • Punch Monster™ | • Peace Tea® |

[Table of Contents](#)

Our Monster Energy® drinks, which represented 92.5%, 92.3% and 91.2% of our net sales for the years ended December 31, 2013, 2012 and 2011, respectively, include the following:

- | | |
|--|---|
| • Monster Energy® | • Java Monster® Kona Blend |
| • Lo-Carb Monster Energy® | • Java Monster® Loca Moca® |
| • Monster Assault® | • Java Monster® Mean Bean® |
| • Monster Khaos® | • Java Monster® Vanilla Light |
| • Monster M-80® (named Ripper® in certain countries) | • Java Monster® Irish Blend® |
| • Monster Energy® Absolutely Zero | • Java Monster® Toffee |
| • Monster Energy® Import | • Java Monster® Kona Cappuccino™ |
| • Monster Energy® Import Light | • Monster Energy Extra Strength Nitrous Technology® Super Dry™ |
| • Punch Monster™ Baller’s Blend (formerly Dub Edition) | • Monster Energy Extra Strength Nitrous Technology® Anti-Gravity® |
| • Punch Monster™ Mad Dog (formerly Dub Edition) | |
| • Monster Rehab® Tea + Lemonade + Energy | |

- Monster Rehab® Rojo Tea + Energy
- Monster Rehab® Green Tea + Energy
- Monster Rehab® Protean + Energy
- Monster Rehab® Tea + Orangeade + Energy
- Monster Rehab® Tea + Pink Lemonade + Energy
- Muscle Monster® Vanilla
- Muscle Monster® Chocolate
- Muscle Monster® Coffee
- Muscle Monster® Strawberry
- Muscle Monster® Peanut Butter Cup
- Monster Energy Extra Strength Nitrous Technology® Black Ice™
- X-Presso Monster® Hammer
- X-Presso Monster® Midnite
- Monster Cuba-Lima®
- Monster Energy® Zero Ultra
- Monster Energy® Ultra Blue
- Monster Energy® Ultra Red
- M3® Monster Energy® Super Concentrate
- Übermonster® Energy Brew

We have two reportable segments, namely Direct Store Delivery (“DSD”), whose principal products comprise energy drinks, and Warehouse (“Warehouse”), whose principal products comprise juice-based and soda beverages. The DSD segment develops, markets and sells products primarily through an exclusive distributor network, whereas the Warehouse segment develops, markets and sells products primarily direct to retailers.

During the year ended December 31, 2013, we continued to expand our existing product lines and flavors and further developed our markets. In particular, we continued to focus on developing and marketing beverages that fall within the category generally described as the “alternative” beverage category. During the year ended December 31, 2013, we introduced the following products:

- Monster Mini’s™, 12-packs in 8-ounce size cans (January 2013).
- Muscle Monster® Energy Shakes, non-carbonated energy shakes with 25-grams of protein in five flavors: Chocolate, Vanilla, Coffee (March 2013), Strawberry (November 2013) and Peanut Butter Cup (December 2013).
- Monster Rehab® Tea + Pink Lemonade + Energy (March 2013).
- Monster Energy® Ultra Blue, a carbonated energy drink which contains zero calories and zero sugar (March 2013).
- Java Monster® Kona Cappuccino™ (March 2013).
- Hansen’s® Sparkling Fruit Beverages, a line of 10-calorie beverages with all natural sweeteners (March 2013).
- Peace Tea® Georgia Peach and Sno-Berry, ready-to-drink iced teas (June 2013).
- Hubert’s® Lemonade, Strawberry Lemonade, Blackberry Lemonade and Cherry Limeade in 40-ounce glass bottles (July 2013).
- Monster Energy® Ultra Red, a carbonated energy drink which contains zero calories and zero sugar (September 2013).

In the normal course of business we discontinue certain products and/or product lines. Those products or product lines discontinued in 2013, either individually or in aggregate, did not have a material adverse impact on our financial position, results of operations or liquidity.

[Table of Contents](#)

Our gross sales of \$2,586.5 million for the year ended December 31, 2013 represented record annual sales. The vast majority of our gross sales are derived from our Monster Energy® brand energy drinks. Gross sales of our Monster Energy® brand energy drinks were \$2,412.4 million for the year ended December 31, 2013, an increase of \$207.4 million, or 97.4% of our overall increase in gross sales for the year ended December 31, 2013. Any decrease in gross sales of our Monster Energy® brand energy drinks could have a significant adverse effect on our future revenues and net income. Competitive pressure in the energy drink category could also adversely affect our operating results.

The percentage increase in gross sales was 9.0%, 21.7% and 31.0% for the years ended December 31, 2013, 2012 and 2011, respectively. We believe the decrease in the percentage growth rate for the year ended December 31, 2013 was primarily attributable to less robust growth of our Monster Energy® drink line in our United States and European energy drink markets. In addition, the growth rate for the year ended December 31, 2012 was positively impacted by sales in Japan, which began in the second quarter of 2012 and therefore did not have a 2011 comparable.

Our DSD segment represented 95.6%, 95.4% and 94.4% of our consolidated net sales for the years ended December 31, 2013, 2012 and 2011, respectively. Our Warehouse segment represented 4.4%, 4.6% and 5.6% of our consolidated net sales for the years ended December 31, 2013, 2012 and 2011, respectively.

Our sales and marketing strategy for all our beverages is to focus our efforts on developing brand awareness through image enhancing programs and product sampling. We use our branded vehicles and other promotional vehicles at events where we offer samples of our products to consumers. We utilize “push-pull” methods to enhance shelf and display space exposure in sales outlets (including advertising, in-store promotions and in-store placement of point-of-sale materials, racks, coolers and barrel coolers) to enhance demand from consumers for our products. We also support our brands with prize promotions, price promotions, competitions, endorsements from selected public and sports figures, personality endorsements (including from television and other well-known sports personalities), coupons, sampling and sponsorship of selected causes, events, athletes and teams. In-store posters, outdoor posters, print, radio and television advertising (directly and through our sponsorships and endorsements) and coupons may also be used to promote our brands.

We have historically marketed our Monster Energy®, Hansen’s® and Blue Energy® energy drink products as dietary supplements in accordance with the statutory definition of “dietary supplement” set forth in the FFDC Act. However, as permitted under the FFDC Act and FDA regulations, we decided to transition the labeling and marketing of these energy drink products from dietary supplements to conventional foods. In the first quarter of 2013, we began transitioning the labeling of such products. Products marketed under the Worx Energy® brand, which are sold in 2-ounce bottles, will continue to be labeled as dietary supplements. The costs of the labeling changes have not been significant and we do not expect the remaining costs, if any, to be significant.

We believe that one of the keys to success in the beverage industry is differentiation, making our brands and products visually distinctive from other beverages on the shelves of retailers. We review our products and packaging on an ongoing basis and, where practical, endeavor to make them different, better and unique. The labels and graphics for many of our products are redesigned from time to time to maximize their visibility and identification, wherever they may be placed in stores, which we will continue to reevaluate from time to time.

All of our beverage products are manufactured by various third party bottlers and co-packers situated throughout the United States and abroad, under separate arrangements with each party.

Our growth strategy includes expanding our international business. Gross sales to customers outside the United States amounted to \$580.6 million, \$513.9 million and \$381.0 million for the years ended December 31, 2013, 2012 and 2011, respectively. Such sales were approximately 23%, 22% and 20% of gross sales for the years ended December 31, 2013, 2012 and 2011, respectively.

[Table of Contents](#)

Our customers are primarily full service beverage distributors, retail grocery and specialty chains, wholesalers, club stores, drug chains, mass merchandisers, convenience chains, health food distributors, food service customers and the military. Gross sales to our various customer types for the years ended December 31, 2013, 2012 and 2011 are reflected below. Such information includes sales made by us directly to the customer types concerned, which include our full service beverage distributors in the United States. Such full service beverage distributors in turn sell certain of our products to the same customer types listed below. We limit our description of our customer types to include only our sales to such full service distributors without reference to such distributors' sales to their own customers.

	2013	2012	2011
Full service distributors	63%	63%	64%
Club stores, drug chains & mass merchandisers	9%	9%	10%
Outside the U.S.	23%	22%	20%
Retail grocery, specialty chains and wholesalers	3%	4%	4%
Other	2%	2%	2%

Our customers include the TCCC North American Bottlers, Wal-Mart, Inc. (including Sam's Club), the AB Distributors, New CCE, Coca-Cola Hellenic, Kalil Bottling Group, Trader Joe's, Swire Coca-Cola, Costco, The Kroger Co. and Safeway, Inc. A decision by any large customer to decrease amounts purchased from us or to cease carrying our products could have a material negative effect on our financial condition and consolidated results of operations. CCR accounted for approximately 29%, 28% and 29% of our net sales for the years ended December 31, 2013, 2012 and 2011, respectively.

We continue to incur expenditures in connection with the development and introduction of new products and flavors.

Value Drivers of our Business

We believe that the key value drivers of our business include the following:

- *Profitable Growth* – We believe “functional” value added brands properly supported by marketing and innovation, targeted to a diverse consumer base, drive profitable growth. We continue to broaden our family of brands. In particular, we are expanding our energy drinks and specialty beverages to provide more alternatives to consumers. We are focused on maintaining profit margins and believe that tailored branding, packaging, pricing and distribution channel strategies help achieve profitable growth. We are implementing these strategies with a view to continuing profitable growth.
- *International Growth* – The introduction, development and sustained profitability of our Monster Energy® brand internationally remains a key value driver for our corporate growth.
- *Cost Management* – The principal focus of cost management will continue to be on reducing input supply and production costs on a per-case basis, including raw material costs and co-packing fees. Another key area of focus is to decrease promotional allowances, selling and general and administrative costs, including sponsorships, sampling, promotional and marketing expenses, as a percentage of net sales. The reduction of accounts receivable and inventory days on hand also remains a further key area of focus.
- *Efficient Capital Structure* – Our capital structure is intended to optimize our working capital to finance expansion, both domestically and internationally. We believe our strong capital position, our ability to raise funds, if necessary, at a relatively low effective cost of borrowings, provide a competitive advantage.

[Table of Contents](#)

We believe that, subject to increases in the costs of certain raw materials being contained, these value drivers, when properly implemented in the U.S. and internationally, will result in: (1) improving or maintaining our product gross profit margins; (2) providing additional leverage over time through reduced expenses as a percentage of net operating revenues; and (3) optimizing our cost of capital. The ultimate measure of success is and will be reflected in our current and future results of operations.

Gross and net sales, gross profits, operating income, net income and net income per share represent key measurements of the above value drivers. These measurements will continue to be a key management focus in 2014 and beyond (See “Part II, Item 7 – Results of Operations – Results of Operations for the Year Ended December 31, 2013 Compared to the Year Ended December 31, 2012”).

As of December 31, 2013, the Company had working capital of \$867.0 million compared to \$546.5 million as of December 31, 2012. The increase in working capital was primarily the result of retained profits reflected in a combined overall increase in cash, cash equivalents and short-term investments. For the year ended December 31, 2013, our net cash provided by operating activities was approximately \$342.0 million as compared to \$287.7 million for the year ended December 31, 2012. Principal uses of cash flows in 2013 were purchases of investments, repurchases of our common stock, purchases of inventory, development of our Monster Energy® brand internationally, acquisition of property and equipment (including the Company’s new corporate office) and acquisition of trademarks. These principal uses of cash flows are expected to be and remain our principal recurring use of cash and working capital funds in the future (See “Part II, Item 7 – Liquidity and Capital Resources”).

Opportunities, Challenges and Risks

Looking forward, our management has identified certain challenges and risks for the beverage industry and our Company. Legislation has been proposed and/or adopted at the U.S. state and/or municipal level and proposed and/or adopted in certain foreign jurisdictions to restrict the sale of energy drinks (including prohibiting the sale of energy drinks at certain establishments or pursuant to certain governmental programs), limit caffeine content in beverages, require certain product labeling disclosures and/or warnings, impose taxes, limit product sizes or impose age restrictions for the sale of energy drinks. In addition, articles critical of the caffeine content in energy drinks and their perceived benefits and articles indicating certain health risks of energy drinks have been published. The proposal and/or adoption of such legislation and the publication of such articles, or the future proposal and/or adoption of similar legislation or publication of similar articles, may adversely affect our Company. In addition, uncertainty and volatility in domestic and international economic markets could negatively affect both the stability of our industry and our Company. Furthermore, our growth strategy includes expanding our international business which exposes us to risks inherent in conducting international operations. Decreased consumer discretionary spending also represents a challenge to the successful marketing and sale of our products. Increases in consumer and regulatory awareness of the health problems arising from obesity and inactive lifestyles continue to represent a challenge. We recognize that obesity is a complex and serious public health problem. Our commitment to consumers begins with our broad product line and a wide selection of diet, light and low calorie beverages, juices and juice drinks, waters and energy drinks. We continuously strive to meet changing consumer needs through beverage innovation, choice and variety. (See “Part I, Item 1A – Risk Factors”).

Our historical success is attributable, in part, to our introduction of different and innovative beverages which have been positively accepted by consumers. Our future success will depend, in part, upon our continued ability to develop and introduce different and innovative beverages that meet consumer preferences, although there can be no assurance of our ability to do so. In order to retain and expand our market share, we must continue to develop and introduce different and innovative beverages

[Table of Contents](#)

and be competitive in the areas of quality, method of distribution, brand image and intellectual property protection. The beverage industry is subject to changing consumer preferences that may adversely affect us if we misjudge such preferences.

In addition, other key challenges and risks that could impact our Company’s future financial results include, but are not limited to:

- changes in consumer preferences and demand for our products;
- economic uncertainty in the United States, Europe and other countries in which we operate;
- the risks associated with foreign currency exchange rate fluctuations;
- maintenance of our brand image and product quality;
- increasing concern over obesity and changes in regulation and consumer preferences in response to those concerns;
- increasing concern over caffeine consumption and energy drinks generally and possible related regulation of our products containing caffeine;
- profitable expansion and growth of our family of brands in the competitive market place (See “Part I, Item 1 – Business – Competition” and “Part I, Item 1 – Sales and Marketing”);
- costs of establishing and promoting our brands internationally;
- restrictions on imports and sources of supply; duties or tariffs; and changes in government regulations;
- protection of our existing intellectual property portfolio of trademarks and copyrights and the continuous pursuit to develop and protect new and innovative trademarks and copyrights for our expanding product lines;
- limitations on available quantities of certain package containers such as the 24-ounce cap-can and co-packing availability; and
- the imposition of additional regulation, including regulation restricting the sale of energy drinks, limiting caffeine content in beverages, requiring product labeling and/or warnings, imposing excise taxes and/or sales taxes, and/or limiting product size.

See “Part I, Item 1A – Risk Factors” for additional information about risks and uncertainties facing our Company.

We believe that the following opportunities exist for us:

- growth potential of the energy drink category, both domestically and internationally;
- growth potential of other segments of the “alternative” beverage category including sparkling beverages, carbonated soft drinks, ready-to-drink iced teas, juice drinks and protein drinks;
- planned and future new product and product line introductions with the objective of contributing to higher profitability;

- the introduction of premium packages designed to generate strong revenue growth;
- significant package, pricing and channel opportunities to increase profitable growth;
- effective strategic positioning to capitalize on industry growth;
- broadening distribution/expansion opportunities in both domestic and international markets;
- launching our products into new geographic markets; and
- continued focus on reducing our cost base.

[Table of Contents](#)
Results of Operations

(in thousands, except per share information)

	2013	2012	2011	Percentage Change	
				13 vs. 12	12 vs. 11
Gross sales, net of discounts & returns*	\$ 2,586,531	\$ 2,373,499	\$ 1,950,490	9.0%	21.7%
Less: Promotional and other allowances**	340,103	312,797	247,260	8.7%	26.5%
Net sales	2,246,428	2,060,702	1,703,230	9.0%	21.0%
Cost of sales	1,073,497	995,046	808,921	7.9%	23.0%
Gross profit***	1,172,931	1,065,656	894,309	10.1%	19.2%
Gross profit as a percentage of net sales	52.2%	51.7%	52.5%		
Operating expenses	600,015	515,033	437,886	16.5%	17.6%
Operating expenses as a percentage of net sales	26.7%	25.0%	25.7%		
Operating income	572,916	550,623	456,423	4.0%	20.6%
Operating income as a percentage of net sales	25.5%	26.7%	26.8%		
Other (expense) income:					
Interest and other (expense) income, net	(11,737)	(2,256)	1,619	420.3%	(239.3%)
Gain (loss) on investments and put option, net	2,715	787	(772)	245.0%	(201.9%)
Total other (expense) income	(9,022)	(1,469)	847		
Income before provision for income taxes	563,894	549,154	457,270	2.7%	20.1%
Provision for income taxes	225,233	209,134	171,051	7.7%	22.3%
Net income	\$ 338,661	\$ 340,020	\$ 286,219	(0.4%)	18.8%
Net income as a percentage of net sales	15.1%	16.5%	16.8%		
Net income per common share:					
Basic	\$2.03	\$1.96	\$1.62	3.8%	20.5%
Diluted	\$1.95	\$1.86	\$1.53	5.2%	21.1%
Case sales (in thousands) (in 192-ounce case equivalents)	221,348	202,918	164,661	9.1%	23.2%

*Gross sales is used internally by management as an indicator of and to monitor operating performance, including sales performance of particular products, salesperson performance, product growth or declines and overall Company performance. The use of gross sales allows evaluation of sales performance before the effect of any promotional items, which can mask certain performance issues. We therefore believe that the presentation of gross sales provides a useful measure of our operating performance. Gross sales is not a measure that is recognized under GAAP and should not be considered as an alternative to net sales, which is determined in accordance with GAAP, and should not be used alone as an indicator of operating performance in place of net sales. Additionally, gross sales may not be comparable to similarly titled measures used by other companies, as gross sales has been defined by our internal reporting practices. In addition, gross sales may not be realized in the form of cash receipts as promotional payments and allowances may be deducted from payments received from certain customers. (See "Part II, Item 6 – Selected Financial Data").

[Table of Contents](#)

** Although the expenditures described in this line item are determined in accordance with GAAP and meet GAAP requirements, the disclosure thereof does not conform with GAAP presentation requirements. Additionally, our definition of promotional and other allowances may not be comparable to similar items presented by other companies. Promotional and other allowances primarily include consideration given to the Company's distributors or retail customers including, but not limited to the following: (i) discounts granted off list prices to support price promotions to end-consumers by retailers; (ii) reimbursements given to the Company's distributors for agreed portions of their promotional spend with retailers, including slotting, shelf space allowances and other fees for both new and existing products; (iii) the Company's agreed share of fees given to distributors and/or directly to retailers for advertising, in-store marketing and promotional activities; (iv) the Company's agreed share of slotting, shelf space allowances and other fees given directly to retailers; (v) incentives given to the Company's distributors and/or retailers for achieving or exceeding certain predetermined sales goals; (vi) discounted or free products; (vii) contractual fees given to the Company's distributors related to sales made by the Company direct to certain customers that fall within the distributors' sales territories; and (viii) commissions paid to our customers. The presentation of promotional and other allowances facilitates an evaluation of their impact on the determination of net sales and the spending levels incurred or correlated with such sales. Promotional and other allowances constitute a material portion of our

marketing activities. The Company's promotional allowance programs with its numerous distributors and/or retailers are executed through separate agreements in the ordinary course of business. These agreements generally provide for one or more of the arrangements described above and are of varying durations, ranging from one week to one year.

***Gross profit may not be comparable to that of other entities since some entities include all costs associated with their distribution process in cost of sales, whereas others exclude certain costs and instead include such costs within another line item such as operating expenses. We include out-bound freight and warehouse costs in operating expenses rather than in cost of sales.

Results of Operations for the Year Ended December 31, 2013 Compared to the Year Ended December 31, 2012.

Gross Sales. Gross sales were \$2,586.5 million for the year ended December 31, 2013, an increase of approximately \$213.0 million, or 9.0% higher than gross sales of \$2,373.5 million for the year ended December 31, 2012. The increase in the gross sales of our Monster Energy® brand energy drinks represented approximately \$207.4 million, or 97.4%, of the overall increase in gross sales. Gross sales of our Monster Energy® brand energy drinks increased primarily due to increased sales by volume as a result of increased domestic and international demand as well as our expansion into new international markets. The increase in gross sales of our Hubert's® lemonades represented approximately \$10.5 million, or 4.9%, of the overall increase in gross sales. Gross sales of our Hubert's® lemonades increased primarily due to increased sales by volume as a result of increased distribution and increased domestic demand. Pricing changes did not have a material impact on the increase in gross sales. No other individual product line contributed either a material increase or decrease to gross sales for the year ended December 31, 2013. Promotional and other allowances, as described in the footnote above, were \$340.1 million for the year ended December 31, 2013, an increase of \$27.3 million, or 8.7% higher than promotional and other allowances of \$312.8 million for the year ended December 31, 2012. Promotional and other allowances as a percentage of gross sales increased to 13.1% from 13.2% for the years ended December 31, 2013 and 2012, respectively.

Collective changes in foreign currency exchange rates did not have a material impact on gross sales for the year ended December 31, 2013.

Net Sales. Net sales were \$2,246.4 million for the year ended December 31, 2013, an increase of approximately \$185.7 million, or 9.0% higher than net sales of \$2,060.7 million for the year ended December 31, 2012. The increase in net sales of our Monster Energy® brand energy drinks represented approximately \$177.5 million, or 95.6%, of the overall increase in net sales. Net sales of our Monster Energy® brand energy drinks increased primarily due to increased sales by volume as a result of increased domestic and international demand as well as our expansion into new international markets. The increase in net sales of our Hubert's® lemonades represented approximately \$8.4 million, or 4.5%, of the overall increase in net sales. Net sales of our Hubert's® lemonades increased primarily due to increased sales by volume as a result of increased distribution and increased domestic demand. Pricing changes did not have a material impact on the increase in net sales. No other individual product line contributed either a material increase or decrease to net sales for the year ended December 31, 2013.

[Table of Contents](#)

Collective changes in foreign currency exchange rates did not have a material impact on net sales for the year ended December 31, 2013.

Case sales, in 192-ounce case equivalents, were 221.3 million cases for the year ended December 31, 2013, an increase of approximately 18.4 million cases or 9.1% higher than case sales of 202.9 million cases for the year ended December 31, 2012. The overall average net sales per case decreased to \$10.15 for the year ended December 31, 2013, which was 0.1% lower than the average net sales per case of \$10.16 for the year ended December 31, 2012.

Net sales for the DSD segment were \$2,147.4 million for the year ended December 31, 2013, an increase of approximately \$180.9 million, or 9.2% higher than net sales of \$1,966.5 million for the year ended December 31, 2012. The increase in net sales of our Monster Energy® brand energy drinks represented approximately \$177.5 million, or 98.1%, of the overall increase in net sales for the DSD segment. Net sales for the DSD segment of our Monster Energy® brand energy drinks increased primarily due to increased sales by volume as a result of increased domestic and international demand as well as our expansion into new international markets. Pricing changes did not have a material impact on the increase in net sales for the DSD segment. No other individual product line contributed either a material increase or decrease to net sales for the DSD segment for the year ended December 31, 2013.

Net sales for the Warehouse segment were \$99.1 million for the year ended December 31, 2013, an increase of approximately \$4.9 million, or 5.1% higher than net sales of \$94.2 million for the year ended December 31, 2012. The increase in net sales for the Warehouse segment was primarily attributable to increased sales by volume of Hubert's® lemonades. The increase in net sales for the Warehouse segment was partially offset by decreased sales by volume of Hansen's® soda.

Gross Profit. Gross profit was \$1,172.9 million for the year ended December 31, 2013, an increase of approximately \$107.3 million, or 10.1% higher than the gross profit of \$1,065.7 million for the year ended December 31, 2012. Gross profit as a percentage of net sales increased to 52.2% for the year ended December 31, 2013 from 51.7% for the year ended December 31, 2012. The increase in gross profit dollars was primarily the result of the \$207.4 million increase in gross sales of our Monster Energy® brand energy drinks. The increase in gross profit as a percentage of net sales was largely attributable to changes in product sales mix as well as a reduction in the cost of certain containers.

Operating Expenses. Total operating expenses were \$600.0 million for the year ended December 31, 2013, an increase of approximately \$85.0 million, or 16.5% higher than total operating expenses of \$515.0 million for the year ended December 31, 2012. The increase in operating expenses was partially attributable to increased expenditures of \$19.4 million for professional service costs, including legal and accounting fees (of which \$15.9 million related to regulatory matters and litigation concerning our Monster Energy® brand energy drinks), increased payroll expenses of \$13.7 million (of which \$0.4 million was related to an increase in stock-based compensation), increased

out-bound freight and warehouse costs of \$11.9 million, increased expenditures of \$9.3 million relating to the costs associated with terminating existing distributors, increased expenditures of \$7.3 million for sponsorships and endorsements and increased expenditures of \$5.2 million for merchandise displays. Total operating expenses as a percentage of net sales was 26.7% for the year ended December 31, 2013, compared to 25.0% for the year ended December 31, 2012.

Contribution Margin. Contribution margin for the DSD segment was \$726.8 million for the year ended December 31, 2013, an increase of approximately \$66.2 million, or 10.0% higher than the contribution margin of \$660.6 million for the year ended December 31, 2012. The increase in the contribution margin for the DSD segment was primarily the result of the \$207.4 million increase in gross sales of our Monster Energy® brand energy drinks. Contribution margin for the Warehouse segment was

[Table of Contents](#)

(\$1.7) million for the year ended December 31, 2013, approximately \$5.2 million lower than the contribution margin of \$3.5 million for the year ended December 31, 2012. The decrease in the contribution margin for the Warehouse segment was primarily attributable to increased promotional and other allowances as well as increased operating expenses.

Operating Income. Operating income was \$572.9 million for the year ended December 31, 2013, an increase of approximately \$22.3 million, or 4.0% higher than operating income of \$550.6 million for the year ended December 31, 2012. Operating income as a percentage of net sales decreased to 25.5% for the year ended December 31, 2013 from 26.7% for the year ended December 31, 2012, primarily due to the increase in operating expenses as a percentage of net sales. The increase in operating income dollars was primarily due to an increase in gross profit of \$107.3 million, partially offset by an \$85.0 million increase in operating expenses. Operating income was negatively affected by combined operating losses of \$12.9 million and \$10.1 million for the years ended December 31, 2013 and 2012, respectively, in relation to our operations in Africa, Asia, Australia, Europe, the Middle East and South America.

Other (Expense) Income. Other (expense) was (\$9.0) million for the year ended December 31, 2013, as compared to other (expense) of (\$1.5) million for the year ended December 31, 2012. Foreign currency transaction losses were \$12.9 million and \$3.7 million for the years ended December 31, 2013 and 2012, respectively. The increase in foreign currency losses during the year ended December 31, 2013 was primarily related to our operations in Australia, Europe, Japan and South Africa. Interest income was \$1.0 million and \$1.4 million for the years ended December 31, 2013 and 2012, respectively.

Provision for Income Taxes. Provision for income taxes was \$225.2 million for the year ended December 31, 2013, an increase of \$16.1 million or 7.7% higher than the provision for income taxes of \$209.1 million for year ended December 31, 2012. The effective combined federal, state and foreign tax rate increased to 39.9% from 38.1% for the years ended December 31, 2013 and 2012, respectively. The increase in the effective tax rate during the year ended December 31, 2013 was primarily the result of the impact of increased losses in certain foreign subsidiaries for which there is no tax benefit and the establishment of a full valuation allowance against the deferred tax assets of certain foreign subsidiaries.

Net Income. Net income was \$338.7 million for the year ended December 31, 2013, a decrease of \$1.4 million or 0.4% lower than net income of \$340.0 million for the year ended December 31, 2012. The decrease in net income was partially attributable to: (i) an increase in professional service costs of \$15.9 million related to regulatory matters and litigation concerning the advertising, marketing, promotion, ingredients, usage, safety and sale of our Monster Energy® brand energy drinks; (ii) an increase in expenditures attributable to the costs associated with terminating existing distributors of \$9.3 million; (iii) an increase in foreign currency losses of \$9.2 million primarily related to our operations in Australia, Europe, Japan and South Africa; and (iv) an increase in the effective combined federal, state and foreign tax rate from 38.1% to 39.9% due in part to a \$4.7 million increase in the impact of both existing and newly established valuation allowances against the deferred tax assets of certain foreign subsidiaries.

Results of Operations for the Year Ended December 31, 2012 Compared to the Year Ended December 31, 2011.

Gross Sales. Gross sales were \$2,373.5 million for the year ended December 31, 2012, an increase of approximately \$423.0 million, or 21.7% higher than gross sales of \$1,950.5 million for the year ended December 31, 2011. The increase in the gross sales of our Monster Energy® brand energy drinks represented approximately \$416.3 million, or 98.4%, of the overall increase in gross sales. Gross sales of our Monster Energy® brand energy drinks increased primarily due to increased sales by volume as a result of increased domestic and international consumer demand as well as our expansion into new international markets. Pricing changes did not have a material impact on the increase in gross sales. No other individual product line contributed either a material increase or decrease to gross sales for the year

[Table of Contents](#)

ended December 31, 2012. Promotional and other allowances, as described in the footnote above, were \$312.8 million for the year ended December 31, 2012, an increase of \$65.5 million, or 26.5% higher than promotional and other allowances of \$247.3 million for the year ended December 31, 2011. Promotional and other allowances as a percentage of gross sales increased to 13.2% from 12.7% for the years ended December 31, 2012 and 2011, respectively. As a result of the increase in promotional and other allowances as a percentage of gross sales, the percentage increase in gross sales for the year ended December 31, 2012 was higher than the percentage increase in net sales.

Changes in foreign currency exchange rates had an unfavorable impact on gross sales of approximately 1% for the year ended December 31, 2012, which was primarily due to a stronger U.S. dollar compared to certain local currencies in which we conduct certain of our international business.

Net Sales. Net sales were \$2,060.7 million for the year ended December 31, 2012, an increase of approximately \$357.5 million, or 21.0% higher than net sales of \$1,703.2 million for the year ended December 31, 2011. The increase in net sales of our Monster Energy® brand energy drinks represented approximately \$348.5 million, or 97.5%, of the overall increase in net sales. Net sales of our Monster Energy® brand energy drinks increased primarily due to increased sales by volume as a result of increased domestic and international consumer demand as well as our expansion into new international markets. Pricing changes did not have a material impact on the increase in net sales. No other individual product line contributed either a material increase or decrease to net sales for the year ended December 31, 2012.

Changes in foreign currency exchange rates had an unfavorable impact on net sales of approximately 1% for the year ended December 31, 2012, which was primarily due to a stronger U.S. dollar compared to certain local currencies in which we conduct certain of our international business.

Case sales, in 192-ounce case equivalents, were 202.9 million cases for the year ended December 31, 2012, an increase of approximately 38.3 million cases or 23.2% higher than case sales of 164.7 million cases for the year ended December 31, 2011. The overall average net sales per case decreased to \$10.16 for the year ended December 31, 2012, which was 1.8% lower than the average net sales per case of \$10.34 for the year ended December 31, 2011. The lower overall average net sales per case was primarily due to increased promotional and other allowances as a percentage of gross sales, product and geographic mix.

Net sales for the DSD segment were \$1,966.5 million for the year ended December 31, 2012, an increase of approximately \$358.2 million, or 22.3% higher than net sales of \$1,608.3 million for the year ended December 31, 2011. The increase in net sales of our Monster Energy® brand energy drinks represented approximately \$348.5 million, or 97.3%, of the overall increase in net sales for the DSD segment. Net sales for the DSD segment of our Monster Energy® brand energy drinks increased primarily due to increased sales by volume as a result of increased domestic and international consumer demand as well as our expansion into new international markets. Pricing changes did not have a material impact on the increase in net sales for the DSD segment. No other individual product line contributed either a material increase or decrease to net sales for the DSD segment for the year ended December 31, 2012.

Net sales for the Warehouse segment were \$94.2 million for the year ended December 31, 2012, a decrease of approximately \$0.7 million, or 0.7% lower than net sales of \$94.9 million for the year ended December 31, 2011. The decrease in net sales for the Warehouse segment was primarily attributable to decreased sales by volume of apple juice and Hansen's® sodas. The decrease in net sales for the Warehouse segment was partially offset by increased sales by volume of Hubert's® lemonades.

[Table of Contents](#)

Gross Profit. Gross profit was \$1,065.7 million for the year ended December 31, 2012, an increase of approximately \$171.3 million, or 19.2% higher than the gross profit of \$894.3 million for the year ended December 31, 2011. Gross profit as a percentage of net sales decreased to 51.7% for the year ended December 31, 2012 from 52.5% for the year ended December 31, 2011. The increase in gross profit dollars was primarily the result of the \$416.3 million increase in gross sales of our Monster Energy® brand energy drinks. The decrease in gross profit as a percentage of net sales was largely attributable to changes in product and geographic mix, increased promotional and other allowances as a percentage of gross sales as well as production variances and product damages primarily in connection with Europe and Asia.

Operating Expenses. Total operating expenses were \$515.0 million for the year ended December 31, 2012, an increase of approximately \$77.1 million, or 17.6% higher than total operating expenses of \$437.9 million for the year ended December 31, 2011. The increase in operating expenses was partially attributable to increased payroll expenses of \$23.4 million (of which \$9.0 million was related to an increase in stock-based compensation), increased expenditures of \$18.4 million for sponsorships and endorsements, increased out-bound freight and warehouse costs of \$17.9 million, increased expenditures of \$11.1 million for allocated trade development, increased expenditures of \$6.4 million for marketing fees and increased expenditures of \$4.2 million for merchandise displays. The increase in operating expenses was partially offset by decreased expenditures of \$9.6 million for advertising, decreased expenditures of \$8.0 million for commissions and royalties paid to non-customers and \$4.1 million of insurance reimbursements related to legal fees incurred in prior periods. Total operating expenses as a percentage of net sales was 25.0% for the year ended December 31, 2012, compared to 25.7% for the year ended December 31, 2011.

Contribution Margin. Contribution margin for the DSD segment was \$660.6 million for the year ended December 31, 2012, an increase of approximately \$117.4 million, or 21.6% higher than contribution margin of \$543.2 million for the year ended December 31, 2011. The increase in the contribution margin for the DSD segment was primarily the result of the \$416.3 million increase in gross sales of our Monster Energy® brand energy drinks. Contribution margin for the Warehouse segment was \$3.5 million for the year ended December 31, 2012, approximately \$0.8 million lower than contribution margin of \$4.3 million for the year ended December 31, 2011.

Operating Income. Operating income was \$550.6 million for the year ended December 31, 2012, an increase of approximately \$94.2 million, or 20.6% higher than operating income of \$456.4 million for the year ended December 31, 2011. Operating income as a percentage of net sales decreased to 26.7% for the year ended December 31, 2012 from 26.8% for the year ended December 31, 2011. The increase in operating income was primarily due to an increase in gross profit of \$171.3 million, partially offset by a \$77.1 million increase in operating expenses. The decrease in operating income as a percentage of net sales was primarily due to a decrease in gross profit as a percentage of net sales. Operating income was negatively affected by combined operating losses of \$10.1 million and \$15.4 million for the years ended December 31, 2012 and 2011, respectively, in relation to our operations in Africa, Asia, Australia, Europe, the Middle East and South America.

Other (Expense) Income. Other (expense) income was (\$1.5) million for the year ended December 31, 2012, as compared to other (expense) income of \$0.8 million for the year ended December 31, 2011. Interest income was \$1.4 million and \$1.2 million for the years ended December 31, 2012 and 2011, respectively. Net foreign currency losses were \$3.7 million and \$0.7 million for the years ended December 31, 2012 and 2011, respectively.

Provision for Income Taxes. Provision for income taxes was \$209.1 million for the year ended December 31, 2012, an increase of \$38.1 million or 22.3% higher than the provision for income taxes of \$171.1 million for the year ended December 31, 2011. The effective combined federal, state and foreign tax rate increased to 38.1% from 37.4% for the years ended December 31, 2012 and 2011, respectively. The increase in the effective tax rate was primarily the result of increased losses in certain foreign subsidiaries for which there is no tax benefit, the establishment of full valuation allowances against the deferred tax assets of certain foreign subsidiaries, as well as a higher effective combined state tax rate.

[Table of Contents](#)

Net Income. Net income was \$340.0 million for the year ended December 31, 2012, an increase of \$53.8 million or 18.8% higher than net income of \$286.2 million for the year ended December 31, 2011. The increase in net income was primarily attributable to an increase in gross profit of \$171.3 million. The increase in net income was partially offset by an increase in operating expenses of \$77.1 million and an increase in the provision for income taxes of \$38.1 million.

Sales

The table set forth below discloses selected quarterly data regarding sales for the past five years. Data from any one or more quarters is not necessarily indicative of annual results or continuing trends.

Sales of beverages are expressed in unit case volume. A “unit case” means a unit of measurement equal to 192 U.S. fluid ounces of finished beverage (24 eight-ounce servings). Unit case volume means the number of unit cases (or unit case equivalents) of beverages sold by us.

Our quarterly results of operations reflect seasonal trends that are primarily the result of increased demand in the warmer months of the year. It has been our experience that beverage sales tend to be lower during the first and fourth quarters of each calendar year. In addition, our experience with our energy drink products suggests they are less seasonal than the seasonality expected from traditional beverages. Quarterly fluctuations may also be affected by other factors including the introduction of new products, the opening of new markets where temperature fluctuations are more pronounced, the addition of new bottlers, customers and distributors, changes in the sales mix of our products and changes in and/or increased advertising and promotional expenses. (See “Part I, Item 1 – Business – Seasonality”).

	2013	2012	2011	2010	2009
Unit Case Volume / Sales (in Thousands)					
Quarter 1	47,749	44,396	34,681	24,205	23,468
Quarter 2	61,615	57,525	44,272	35,861	29,256
Quarter 3	59,204	54,611	46,277	37,856	29,800
Quarter 4	52,780	46,386	39,431	31,109	27,461
Total	221,348	202,918	164,661	129,031	109,985
Net Sales (in Thousands)					
Quarter 1	\$ 484,223	\$ 454,605	\$ 356,419	\$ 238,110	\$ 244,206
Quarter 2	630,934	592,640	462,145	365,701	300,250
Quarter 3	590,422	541,940	474,709	381,466	307,929
Quarter 4	540,849	471,517	409,957	318,665	290,914
Total	\$ 2,246,428	\$ 2,060,702	\$ 1,703,230	\$ 1,303,942	\$ 1,143,299
Average Net Sales Per Case					
Quarter 1	\$ 10.14	\$ 10.24	\$ 10.28	\$ 9.84	\$ 10.41
Quarter 2	10.24	10.30	10.44	10.20	10.26
Quarter 3	9.97	9.92	10.26	10.08	10.33
Quarter 4	10.25	10.17	10.40	10.24	10.59
Total	\$ 10.15	\$ 10.16	\$ 10.34	\$ 10.11	\$ 10.40

Inflation

We do not believe that inflation had a significant impact on our results of operations for the years ended December 31, 2013, 2012 or 2011.

[Table of Contents](#)

Liquidity and Capital Resources

Cash flows provided by operating activities – Net cash provided by operating activities was \$342.0 million for the year ended December 31, 2013, as compared with net cash provided by operating activities of \$287.7 million for the year ended December 31, 2012. For the year ended December 31, 2013, cash provided by operating activities was primarily attributable to net income earned of \$338.7 million and adjustments for certain non-cash expenses consisting of \$28.8 million of stock-based compensation and \$22.7 million of depreciation and other

amortization. For the year ended December 31, 2013, cash provided by operating activities also increased due to a \$34.3 million increase in income taxes payable, a \$24.0 million decrease in prepaid income taxes, a \$8.9 million increase in accrued promotional allowances, a \$3.0 million increase in deferred revenue, a \$2.3 million increase in accrued liabilities, a \$2.0 increase in accrued compensation and a \$1.6 million increase in accrued distributor terminations. For the year ended December 31, 2013, cash provided by operating activities was reduced due to a \$43.0 million increase in accounts receivable, a \$30.3 million increase in tax benefit from the exercise of stock options, a \$21.6 million increase in inventory, a \$7.1 million increase in deferred income taxes, a \$8.2 million decrease in accounts payable, a \$4.5 million increase in prepaid expenses and other current assets, a \$7.4 million increase in distributor receivables, and a \$3.6 million gain on investments.

For the year ended December 31, 2012, cash provided by operating activities was primarily attributable to net income earned of \$340.0 million and adjustments for certain non-cash expenses consisting of \$28.4 million of stock-based compensation, \$20.5 million of depreciation and other amortization and a \$1.1 million loss on put options. For the year ended December 31, 2012, cash provided by operating activities also increased due to a \$14.2 million increase in income taxes payable, a \$6.5 million increase in accrued liabilities, a \$3.7 million increase in accounts payable, a \$2.7 million increase in accrued promotional allowances and a \$2.5 million increase in accrued compensation. For the year ended December 31, 2012, cash provided by operating activities was reduced due to a \$47.6 million increase in inventory, a \$33.2 million increase in prepaid income taxes, a \$19.7 million increase in tax benefit from the exercise of stock options, a \$17.8 million increase in accounts receivable, a \$5.7 million decrease in deferred revenue, a \$4.5 million increase in prepaid expenses and other current assets, a \$2.5 million increase in deferred income taxes and a \$1.9 million gain on investments.

Cash flows (used in) provided by investing activities – Net cash used in investing activities was \$339.8 million for the year ended December 31, 2013, as compared to net cash provided by investing activities of \$271.8 million for the year ended December 31, 2012. For the year ended December 31, 2013, cash used in investing activities was primarily attributable to purchases of held-to-maturity investments, purchases of property and equipment (including the Company's new corporate offices), and additions to intangibles. For the year ended December 31, 2012, cash used in investing activities was primarily attributable to purchases of held-to-maturity investments, purchases of available-for-sale investments, purchases of property and equipment, including the purchase of real property and additions to intangibles. For the year ended December 31, 2013, cash provided by investing activities was primarily attributable to maturities of held-to-maturity investments and proceeds from the sale of property and equipment. For the year ended December 31, 2012, cash provided by investing activities was primarily attributable to maturities of held-to-maturity investments, sales of available-for-sale investments and sales of trading investments.

For both the years ended December 31, 2013 and 2012, cash used in investing activities also included the acquisitions of fixed assets consisting of vans and promotional vehicles, coolers and other equipment to support our marketing and promotional activities, production equipment, furniture and fixtures, office and computer equipment, computer software, and equipment used for sales and administrative activities, as well as certain leasehold improvements. We expect to continue to use a

[Table of Contents](#)

portion of our cash in excess of our requirements for operations for purchasing short-term and long-term investments, and for other corporate purposes, including leasehold improvements, the acquisition of capital equipment, specifically, vans, trucks and promotional vehicles, coolers, other promotional equipment, merchandise displays, warehousing racks as well as items of production equipment required to produce certain of our existing and/or new products and to develop our brand in international markets. From time to time, we may also purchase additional real property related to our beverage business and/or acquire compatible businesses as a use of cash in excess of our requirements for operations.

Cash flows used in financing activities – Net cash used in financing activities was \$17.9 million for the year ended December 31, 2013, as compared to net cash used in financing activities of \$699.1 million for the year ended December 31, 2012. For the year ended December 31, 2013, cash provided by financing activities was primarily attributable to a \$30.3 million tax benefit from the exercise of stock options and \$21.3 million received from the issuance of common stock in connection with the exercise of certain stock options. For the year ended December 31, 2013, cash used in financing activities was primarily attributable to \$67.6 million of re-purchases of common stock. For the year ended December 31, 2012, cash used in financing activities was primarily attributable to \$727.7 million of purchases of common stock. For the year ended December 31, 2012, cash provided by financing activities was primarily attributable to \$11.0 million received from the issuance of common stock in connection with the exercise of certain stock options and a \$19.7 million tax benefit from the exercise of stock options.

Purchases of inventories, increases in accounts receivable and other assets, acquisition of property and equipment, leasehold improvements, acquisition and maintenance of trademarks, payments of accounts payable, income taxes payable and purchases of our common stock are expected to remain our principal recurring use of cash.

Cash and cash equivalents, short-term and long-term investments – As of December 31, 2013, we had \$211.3 million in cash and cash equivalents and \$412.0 million in short-term and long-term investments. We have historically invested these amounts in U.S. Treasury bills, U.S. government agency securities and municipal securities (which may have an auction reset feature), corporate notes and bonds, certificates of deposit, commercial paper, variable rate demand notes and money market funds meeting certain criteria. We maintain our investments for cash management purposes and not for purposes of speculation. Our risk management policies emphasize credit quality (primarily based on short-term ratings by nationally recognized statistical rating organizations) in selecting and maintaining our investments. We regularly assess market risk of our investments and believe our current policies and investment practices adequately limit those risks. However, certain of these investments are subject to general credit, liquidity, market and interest rate risks. These risks associated with our investment portfolio may have an adverse effect on our future results of operations, liquidity and financial condition.

We believe that cash available from operations, including our cash resources and our revolving line of credit, will be sufficient for our working capital needs, including purchase commitments for raw materials and inventory, increases in accounts receivable, payments of tax liabilities, expansion and development needs, purchases of shares of our common stock, as well as purchases of capital assets, equipment and

properties, through at least the next 12 months. Based on our current plans, at this time we estimate that capital expenditures are likely to be less than \$100.0 million through December 31, 2014. However, future business opportunities may cause a change in this estimate.

[Table of Contents](#)

The following represents a summary of the Company's contractual commitments and related scheduled maturities as of December 31, 2013:

Obligations	Total	Payments due by period (in thousands)			
		Less than 1 year	1-3 years	3-5 years	More than 5 years
Contractual Obligations ¹	\$ 93,940	\$ 60,241	\$ 33,199	\$ 500	\$ -
Capital Leases	1,287	1,287	-	-	-
Operating Leases	17,374	5,050	9,165	1,582	1,577
Purchase Commitments ²	44,459	44,459	-	-	-
	<u>\$ 157,060</u>	<u>\$ 111,037</u>	<u>\$ 42,364</u>	<u>\$ 2,082</u>	<u>\$ 1,577</u>

¹Contractual obligations include our obligations related to sponsorships and other commitments.

²Purchase commitments include obligations made by us and our subsidiaries to various suppliers for raw materials used in the production of our products. These obligations vary in terms, but are generally satisfied within one year.

In addition, approximately \$0.9 million of recognized tax benefits have been recorded as liabilities as of December 31, 2013. It is expected that the amount of unrecognized tax benefits will not significantly change within the next 12 months. We have also recorded a liability for potential penalties and interest of \$0.4 million as of December 31, 2013.

Accounting Policies and Pronouncements

Critical Accounting Policies

Our consolidated financial statements are prepared in accordance with GAAP. GAAP requires us to make estimates and assumptions that affect the reported amounts in our consolidated financial statements. The following summarizes our most significant accounting and reporting policies and practices:

Investments – Our investments in debt securities are classified as either held-to-maturity, available-for-sale or trading, in accordance with the Financial Accounting Standards Board (the “FASB”) Accounting Standards Codification (“ASC”) 320. Held-to-maturity securities are those securities that we have the positive intent and ability to hold until maturity. Trading securities are those securities that we intend to sell in the near term. All other securities not included in the held-to-maturity or trading category are classified as available-for-sale. Held-to-maturity securities are recorded at amortized cost which approximates fair market value. Trading securities are carried at fair value with unrealized gains and losses charged to earnings. Available-for-sale securities are carried at fair value with unrealized gains and losses recorded within accumulated other comprehensive income (loss) as a separate component of stockholders' equity. ASC 820 defines fair value as the price that would be received to sell an asset or paid to transfer a liability in an orderly transaction between market participants at the measurement date. ASC 820 also establishes a fair value hierarchy which requires an entity to maximize the use of observable inputs, where available (see Note 3 “Fair Value of Certain Financial Assets and Liabilities” in the notes to consolidated financial statements). Under ASC 320-10-35, a security is considered to be other-than-temporarily impaired if the present value of cash flows expected to be collected are less than the security's amortized cost basis (the difference being defined as the “Credit Loss”) or if the fair value of the security is less than the security's amortized cost basis and the investor intends, or will be required, to sell the security before recovery of the security's amortized cost basis. If an other-than-temporary impairment exists, the charge to earnings is limited to the amount of Credit Loss if the investor does not intend to sell the security, and will not be required to sell the security, before recovery of the security's amortized cost basis. Any remaining difference between fair value and amortized cost is recognized in other comprehensive income (loss), net of applicable taxes. We evaluate whether the decline in fair value of our

[Table of Contents](#)

investments is other-than-temporary at each quarter-end. This evaluation consists of a review by management, and includes market pricing information and maturity dates for the securities held, market and economic trends in the industry and information on the issuer's financial condition and, if applicable, information on the guarantors' financial condition. Factors considered in determining whether a loss is temporary include the length of time and extent to which the investment's fair value has been less than its cost basis, the financial condition and near-term prospects of the issuer and guarantors, including any specific events which may influence the operations of the issuer and our intent and ability to retain the investment for a reasonable period of time sufficient to allow for any anticipated recovery of fair value.

Accounts Receivable – We evaluate the collectability of our trade accounts receivable based on a number of factors. In circumstances where we become aware of a specific customer's inability to meet its financial obligations to us, a specific reserve for bad debts is


estimated and recorded, which reduces the recognized receivable to the estimated amount we believe will ultimately be collected. In addition to specific customer identification of potential bad debts, bad debt charges are recorded based on our recent loss history and an overall assessment of past due trade accounts receivable outstanding.

Inventories – Inventories are stated at the lower of cost to purchase and/or manufacture the inventory or the current estimated market value of the inventory. We regularly review our inventory quantities on hand and record a provision for excess and obsolete inventory based primarily on our estimated forecast of product demand, production availability and/or our ability to sell the product(s) concerned. Demand for our products can fluctuate significantly. Factors that could affect demand for our products include unanticipated changes in consumer preferences, general market and economic conditions or other factors that may result in cancellations of advance orders or reductions in the rate of reorders placed by customers and/or continued weakening of economic conditions. Additionally, management's estimates of future product demand may be inaccurate, which could result in an understated or overstated provision required for excess and obsolete inventory.

Long-Lived Assets – Management regularly reviews property and equipment and other long-lived assets, including certain definite-lived identifiable intangible assets, for possible impairment. This review occurs annually or more frequently if events or changes in circumstances indicate the carrying amount of the asset may not be recoverable. If there is indication of impairment of property and equipment or amortizable intangible assets, then management prepares an estimate of future cash flows (undiscounted and without interest charges) expected to result from the use of the asset and its eventual disposition. If these cash flows are less than the carrying amount of the asset, an impairment loss is recognized to write down the asset to its estimated fair value. The fair value is estimated at the present value of the future cash flows discounted at a rate commensurate with management's estimates of the business risks. No impairment indicators were identified as of December 31, 2013 or 2012. Long-lived assets held for sale are recorded at the lower of their carrying amount or fair value less cost to sell.

Management believes that the accounting estimate related to impairment of its long-lived assets, including its trademarks (as discussed below), is a "critical accounting estimate" because: (1) the estimate is highly susceptible to change from period to period because it requires Company management to make assumptions about cash flows and discount rates; and (2) the impact that recognizing an impairment would have on the assets reported on our consolidated balance sheet, as well as net income, could be material. Management's assumptions about cash flows and discount rates require significant judgment because actual revenues and expenses have fluctuated in the past and are expected to continue to do so.

[Table of Contents](#)

Intangibles – Intangibles are comprised primarily of trademarks that represent our exclusive ownership of the Monster Energy®, ®, Monster Rehab®, Java Monster®, Muscle Monster®, Unleash the Beast®, Punch Monster™, Peace Tea®, Hansen's®, Blue Sky®, and the Junior Juice® trademarks, all used in connection with the manufacture, sale and distribution of supplements and beverages. We also own in our own right a number of other trademarks in the United States, as well as in a number of countries around the world. During 2002, we adopted ASC 350. Under the provisions of ASC 350, we discontinued amortization on indefinite-lived trademarks while continuing to amortize remaining definite-lived trademarks over one to 25 years.

In accordance with ASC 350, we evaluate our trademarks annually for impairment or earlier if there is an indication of impairment. If there is an indication of impairment of identified intangible assets not subject to amortization, management compares the estimated fair value with the carrying amount of the asset. An impairment loss is recognized to write down the intangible asset to its fair value if it is less than the carrying amount. The fair value is calculated using the income approach. However, preparation of estimated expected future cash flows is inherently subjective and is based on management's best estimate of assumptions concerning expected future conditions. Based on management's impairment analysis performed for the year ended December 31, 2013, the estimated fair values of trademarks exceeded the carrying values.

In estimating future revenues, we use internal budgets. Internal budgets are developed based on recent revenue data and future marketing plans for existing product lines and planned timing of future introductions of new products and their impact on our future cash flows.

Revenue Recognition – We recognize revenue when persuasive evidence of an arrangement exists, delivery has occurred, the sales price is fixed or determinable and collectability is reasonably assured. Generally, ownership of and title to our products pass to customers upon delivery of the products to customers. Certain of our distributors may also perform a separate function as a co-packer on our behalf. In such cases, ownership of and title to our products that are co-packed on our behalf by those co-packers who are also distributors, passes to such distributors when we are notified by them that they have taken transfer or possession of the relevant portion of our finished goods. Net sales are determined after deducting promotional and other allowances in accordance with ASC 605-50. The Company's promotional and other allowances are calculated based on various programs with its distributors and retail customers, and accruals are established during the year for anticipated liabilities. These accruals are based on agreed upon terms as well as the Company's historical experience with similar programs and require management's judgment with respect to estimating consumer participation and/or distributor and retail customer performance levels. Differences between such estimated expense and actual expenses for promotional and other allowance costs have historically been insignificant and are recognized in earnings in the period such differences are determined. Amounts received pursuant to new and/or amended distribution agreements entered into with certain distributors, relating to the costs associated with terminating our prior distributors, are accounted for as revenue ratably over the anticipated life of the respective distribution agreement, which is generally 20 years.

Management believes that adequate provision has been made for cash discounts, returns and spoilage based on our historical experience.

Cost of Sales – Cost of sales consists of the costs of raw materials utilized in the manufacture of products, co-packing fees, repacking fees, in-bound freight charges, as well as certain internal transfer costs, warehouse expenses incurred prior to the manufacture of our finished products and certain quality control costs. Raw materials account for the largest portion of the cost of sales. Raw materials include cans, bottles, other containers, flavors, ingredients and packaging materials.

[Table of Contents](#)

Operating Expenses – Operating expenses include selling expenses such as distribution expenses to transport products to customers and warehousing expenses after manufacture, as well as expenses for advertising, commissions, sampling and in-store demonstration costs, costs for merchandise displays, point-of-sale materials and premium items, sponsorship expenses, other marketing expenses and design expenses. Operating expenses also include payroll costs, travel costs, professional service fees including legal fees, termination payments made to certain of our prior distributors, entertainment costs, insurance costs, postage costs, depreciation and other general and administrative costs.

Stock-Based Compensation – The Company accounts for stock-based compensation under the provisions of ASC 718. The Company records compensation expense for employee stock options based on the estimated fair value of the options on the date of grant using the Black-Scholes-Merton option pricing formula. The Company records compensation expense for non-employee stock options based on the estimated fair value of the options as of the earlier of (1) the date on which a commitment for performance by the non-employee to earn the stock option is reached or (2) the date on which the non-employee's performance is complete, using the Black-Scholes-Merton option pricing formula. Stock-based compensation cost for restricted stock awards and restricted stock units is measured based on the closing fair market value of the Company's common stock at the date of grant. In the event that the Company has the option and intent to settle a restricted stock unit in cash, the award is classified as a liability and revalued at each balance sheet date.

Income Taxes – We utilize the liability method of accounting for income taxes as set forth in ASC 740. Under the liability method, deferred taxes are determined based on the temporary differences between the financial statement and tax basis of assets and liabilities using tax rates expected to be in effect during the years in which the basis differences reverse. A valuation allowance is recorded when it is more likely than not that some of the deferred tax assets will not be realized. In determining the need for valuation allowances we consider projected future taxable income and the availability of tax planning strategies. If in the future we determine that we would not be able to realize our recorded deferred tax assets, an increase in the valuation allowance would be recorded, decreasing earnings in the period in which such determination is made.

We assess our income tax positions and record tax benefits for all years subject to examination based upon our evaluation of the facts, circumstances and information available as of the reporting date. For those tax positions where there is a greater than 50% likelihood that a tax benefit will be sustained, we have recorded the largest amount of tax benefit that may potentially be realized upon ultimate settlement with a taxing authority that has full knowledge of all relevant information. For those income tax positions where there is less than 50% likelihood that a tax benefit will be sustained, no tax benefit has been recognized in the financial statements.

Recent Accounting Pronouncements

See "Part II, Item 8 – Financial Statements and Supplementary Data – Note 1 – Organization and Summary of Significant Accounting Policies – Recent Accounting Pronouncements" for a full description of recent accounting pronouncements including the respective expected dates of adoption and expected effects on the Company's consolidated financial position, results of operations or liquidity.

[Table of Contents](#)

Forward-Looking Statements

The Private Securities Litigation Reform Act of 1995 (the "Act") provides a safe harbor for forward-looking statements made by or on behalf of the Company. Certain statements made in this report may constitute forward-looking statements (within the meaning of Section 27A of the Securities Act of 1933, as amended (the "Securities Act"), and Section 21E of the Exchange Act, as amended) regarding our expectations with respect to revenues, profitability, adequacy of funds from operations and our existing credit facility, among other things. All statements containing a projection of revenues, income (loss), earnings (loss) per share, capital expenditures, dividends, capital structure or other financial items, a statement of management's plans and objectives for future operations, or a statement of future economic performance contained in management's discussion and analysis of financial condition and results of operations, including statements related to new products, volume growth and statements encompassing general optimism about future operating results and non-historical information, are forward-looking statements within the meaning of the Act. Without limiting the foregoing, the words "believes," "thinks," "anticipates," "plans," "expects," "estimates," and similar expressions are intended to identify forward-looking statements.

Management cautions that these statements are qualified by their terms and/or important factors, many of which are outside our control and involve a number of risks, uncertainties and other factors, that could cause actual results and events to differ materially from the statements made including, but not limited to, the following:

- Disruption in distribution or sales and/or decline in sales due to the termination and/or appointment of existing and/or new domestic and/or international distributors;
- Lack of anticipated demand for our products in international markets;
- Unfavorable regulations, including taxation requirements, product registration requirements, tariffs and/or trade restrictions;

- The effect of inquiries from and/or actions by state attorneys general, the Federal Trade Commission (the “FTC”), the FDA, municipalities or city attorneys and/or other government agencies and/or quasi-government agencies and/or government officials, including members of Congress, into the advertising, marketing, promotion, ingredients, sale and/or consumption of our energy drink products, including voluntary changes to our business practices;
- Our ability to achieve profitability from our operations outside the United States;
- Our ability to manage legal and regulatory requirements in foreign jurisdictions, potential difficulties in staffing and managing foreign operations, potentially higher incidence of fraud or corruption and credit risk of foreign customers and distributors;
- Our ability to produce our products in international markets in which they are sold, thereby reducing freight costs and/or product damages;
- Our ability to effectively manage our inventories and/or our accounts receivables;
- Our foreign currency exchange rate risk with respect to our sales, expenses, profits, assets and liabilities denominated in currencies other than the U.S. dollar, which will continue to increase as foreign sales increase, since we do not use derivative financial instruments to reduce our net exposure to currency fluctuations;
- Changes in accounting standards may affect our reported profitability;
- Any proceedings which may be brought against us by the Securities and Exchange Commission (the “SEC”), the FDA, the FTC or other governmental agencies or bodies;
- The outcome of shareholder securities litigation and/or shareholder derivative actions filed against us and/or against certain of our officers and directors, and the possibility of other private shareholder litigation;
- The possibility of future shareholder derivative actions or shareholder securities litigation filed against us;
- The outcome of product liability litigation and/or class action litigation regarding the safety of our products and/or the ingredients in and/or claims made in connection with our products and/or alleging false advertising, marketing and/or promotion, and the possibility of future product liability and/or class action lawsuits;
- The current uncertainty and volatility in the national and global economy;

[Table of Contents](#)

- The outcome of future auctions of auction rate securities and/or our ability to recover payments thereunder and/or the creditworthiness of issuers of our auction rate securities and/or our 2011 Put Option (as defined in Note 4 of Notes to the Condensed Consolidated Financial Statements) and/or their ability to make payment thereunder;
- Our ability to address any significant deficiencies or material weakness in our internal control over financial reporting;
- Our ability to generate sufficient cash flows to support capital expansion plans and general operating activities;
- Decreased demand for our products resulting from changes in consumer preferences and/or from decreased consumer discretionary spending power and/or from high gasoline prices;
- Changes in demand that are weather related, particularly in areas outside of California;
- Competitive products and pricing pressures and our ability to gain or maintain our share of sales in the marketplace as a result of actions by competitors;
- Our ability to introduce new products;
- An inability to achieve volume growth through product and packaging initiatives;
- Our ability to sustain the current level of sales and/or increase the sales of our Monster Energy® brand energy drinks and/or our Peace Tea® iced teas and/or our other products;
- The impact of criticism of our energy drink products and/or the energy drink market generally and/or legislation enacted, whether as a result of such criticism or otherwise, that restrict the sale of energy drinks (including prohibiting the sale of energy drinks at certain establishments or pursuant to certain governmental programs), limit caffeine content in beverages, require certain product labeling disclosures and/or warnings, impose excise and/or sales taxes, limit product sizes or impose age restrictions for the sale of energy drinks;
- Our ability to comply with and/or resulting lower consumer demand for energy drinks due to proposed and/or future U.S. federal, state and local laws and regulations and/or proposed or existing laws and regulations in certain foreign jurisdictions and/or any changes therein, including changes in taxation requirements (including tax rate changes, new tax laws, new and/or increased excise and/or sales and/or other taxes on our products and revised tax law interpretations) and environmental laws, as well as the FFDC Act, including as amended by the Dietary Supplement Health and Education Act, and regulations made thereunder or in connection therewith, as well as changes in any other food, drug or similar laws in the United States and internationally, especially those that may restrict the sale of energy drinks (including prohibiting the sale of energy drinks at certain establishments or pursuant to certain governmental programs), limit caffeine content in beverages, require certain product labeling disclosures and/or warnings, impose excise taxes, limit product sizes, or impose age restrictions for the sale of energy drinks, as well as laws and regulations or rules made or enforced by the FDA, and/or the Bureau of Alcohol, Tobacco and Firearms and Explosives, and/or the Federal Trade Commission;
- Our ability to satisfy all criteria set forth in any model energy drink guidelines, including, without limitation, those proposed by the Company in letters to senators or proposed by the American Beverage Association, of which the Company is a member, and the impact on the Company of such guidelines;
- The effect of unfavorable press and/or articles, comments and/or media attention;
- Changes in the cost, quality and availability of containers, packaging materials, raw materials, other ingredients and juice concentrates, and our ability to obtain and/or maintain favorable supply arrangements and relationships and procure timely and/or sufficient production of all or any of our products to meet customer demand;
- Our ability to pass on to our customers all or a portion of the increasing costs of fuel and/or raw materials and/or ingredients and/or commodities affecting our business;
- Our ability to achieve both domestic and international forecasts, which may be based on projected volumes and sales of many product types and/or new products, certain of which are more profitable than others; there can be no assurance that we will achieve projected levels of sales as well as forecasted product and/or geographic mixes;

- Our ability to penetrate new domestic and/or international markets and/or gain approval or mitigate the delay in securing approval for the sale of our products in various countries;
- Economic or political instability in one or more of our international markets;
- Our ability to secure and/or retain competent and/or effective distributors internationally;
- The effectiveness of sales and/or marketing efforts of distributors of our products, most of which distribute products that are competitive with our products;
- Unilateral decisions by distributors, convenience chains, grocery chains, specialty chain stores, club stores and other customers to discontinue carrying all or any of our products that they are carrying at any time and/or restrict the range of our products they carry and/or devote less resources to the sale of our products;
- The costs and/or effectiveness, now or in the future, of our advertising, marketing and promotional strategies;
- Changes in product category consumption;
- Unforeseen economic and political changes;
- Possible recalls of our products and/or defective production;
- Our ability to make suitable arrangements for the co-packing of any of our products both domestically and internationally and/or the timely replacement of discontinued co-packing arrangements;
- Our ability to make suitable arrangements for the procurement of non-defective raw materials;
- Our inability to protect and/or the loss of our intellectual property rights and/or our inability to use our trademarks and/or trade names or designs in certain countries;
- Volatility of stock prices which may restrict stock sales, stock purchases or other opportunities;
- Provisions in our organizational documents and/or control by insiders which may prevent changes in control even if such changes would be beneficial to other stockholders;
- The failure of our bottlers and contract packers to manufacture our products on a timely basis or at all;
- Exposure to significant liabilities due to litigation, legal or regulatory proceedings;
- Any disruption in and/or lack of effectiveness of our information technology systems that disrupts our business or negatively impacts customer relationships; and
- Recruitment and retention of senior management, other key employees and our employee base in general.

The foregoing list of important factors and other risks detailed from time to time in our reports filed with the Securities and Exchange Commission is not exhaustive. See “Part I, Item 1A – Risk Factors,” for a more complete discussion of these risks and uncertainties and for other risks and uncertainties. Those factors and the other risk factors described therein are not necessarily all of the important factors that could cause actual results or developments to differ materially from those expressed in any of our forward-looking statements. Other unknown or unpredictable factors also could harm our results. Consequently, our actual results could be materially different from the results described or anticipated by our forward-looking statements due to the inherent uncertainty of estimates, forecasts and projections and may be better or worse than anticipated. Given these uncertainties, you should not rely on forward-looking statements. Forward-looking statements represent our estimates and assumptions only as of the date that they were made. We expressly disclaim any duty to provide updates to forward-looking statements, and the estimates and assumptions associated with them, after the date of this report, in order to reflect changes in circumstances or expectations or the occurrence of unanticipated events except to the extent required by applicable securities laws.

ITEM 7A. QUANTITATIVE AND QUALITATIVE DISCLOSURES ABOUT MARKET RISK

In the normal course of business, our financial position is routinely subject to a variety of risks. The principal market risks (i.e., the risk of loss arising from adverse changes in market rates and prices) to which we are exposed are fluctuations in commodity prices affecting the costs of juice concentrates and other raw materials (including, but not limited to, increases in the price of aluminum for cans, resin for PET plastic bottles, as well as cane sugar and other sweeteners, glucose, sucrose, milk, cream and protein, all of which are used in some or many of our products), fluctuations in energy and fuel prices, and limited availability of certain raw materials. We generally do not use hedging agreements or alternative instruments to manage the risks associated with securing sufficient ingredients or raw materials. We are also subject to market risks with respect to the cost of commodities because our ability to recover increased costs through higher pricing is limited by the competitive environment in which we operate.

We do not use derivative financial instruments to protect ourselves from fluctuations in interest rates and do not hedge against fluctuations in commodity prices.

Our gross sales to customers outside of the United States were approximately 23% and 22% of consolidated gross sales for the years ended December 31, 2013 and 2012, respectively. Our growth strategy includes expanding our international business. As a result, we are subject to risks from changes in foreign currency exchange rates. These changes result in cumulative translation adjustments, which are included in accumulated other comprehensive income (loss). We do not consider the potential loss resulting from a hypothetical 10% adverse change in quoted foreign currency exchange rates as of December 31, 2013 to be significant. For the year ended December 31, 2013, we did not use derivative financial instruments to reduce our net exposure to currency fluctuations.

We are primarily exposed to market risks from fluctuations in interest rates and the effects of those fluctuations on the market values of our short-term and long-term investments. Certain of our short-term and long-term investments are subject to interest rate risk because these investments generally include a fixed interest rate. As a result, the market values of these investments are affected by changes in prevailing interest rates. We do not consider the potential loss resulting from a hypothetical 10% adverse change in interest rates as of December 31, 2013 to be significant.

As of December 31, 2013, we had \$211.3 million in cash and cash equivalents and \$412.0 million in short-term and long-term investments including U.S. treasuries, certificates of deposit and municipal securities which may have an auction reset feature. Certain of these investments are subject to general credit, liquidity, market and interest rate risks. At the current time, we are not increasing our investments in auction rate securities.

ITEM 8. FINANCIAL STATEMENTS AND SUPPLEMENTARY DATA

The information required to be furnished in response to this ITEM 8 follows the signature page and Index to Exhibits hereto at pages 69 through 106.

ITEM 9. CHANGES IN AND DISAGREEMENTS WITH ACCOUNTANTS ON ACCOUNTING AND FINANCIAL DISCLOSURE

None.

58

[Table of Contents](#)

ITEM 9A. CONTROLS AND PROCEDURES

Evaluation of Disclosure Controls and Procedures – Under the supervision and with the participation of the Company’s management, including our Chief Executive Officer and Chief Financial Officer, we have evaluated the effectiveness of the design and operation of our disclosure controls and procedures (as defined in Rules 13(a)-15(e) and 15(d)-15(e) of the Exchange Act) as of the end of the period covered by this report. Based upon this evaluation, the Chief Executive Officer and Chief Financial Officer have concluded that our disclosure controls and procedures are adequate and effective to ensure that information we are required to disclose in reports that we file or submit under the Exchange Act is (1) recorded, processed, summarized and reported within the time periods specified in rules and forms of the SEC and (2) accumulated and communicated to our management, including our principal executive and principal financial officers as appropriate to allow timely decisions regarding required disclosures.

Management’s Report on Internal Control Over Financial Reporting – Our management is responsible for establishing and maintaining adequate internal control over financial reporting, as defined in Exchange Act Rules 13a-15(f) and 15d-15(f). Under the supervision and with the participation of our management, including our Chief Executive Officer and Chief Financial Officer, our management conducted an evaluation of the effectiveness of our internal control over financial reporting as of December 31, 2013, based on the framework in *Internal Control – Integrated Framework (1992)* issued by the Committee of Sponsoring Organizations of the Treadway Commission. Based on our management’s evaluation under the framework in *Internal Control – Integrated Framework (1992)*, our management concluded that our internal control over financial reporting was effective as of December 31, 2013.

Our internal control over financial reporting as of December 31, 2013, has been audited by Deloitte & Touche LLP, an independent registered public accounting firm, as stated in their attestation report, which is included herein.

Changes in Internal Control Over Financial Reporting – There were no changes in the Company’s internal controls over financial reporting during the quarter ended December 31, 2013, that have materially affected, or are reasonably likely to materially affect, our internal control over financial reporting.

59

[Table of Contents](#)

REPORT OF INDEPENDENT REGISTERED PUBLIC ACCOUNTING FIRM

To the Board of Directors and Stockholders of
Monster Beverage Corporation
Corona, California

We have audited the internal control over financial reporting of Monster Beverage Corporation and subsidiaries (the “Company”) as of December 31, 2013, based on criteria established in *Internal Control – Integrated Framework (1992)* issued by the Committee of Sponsoring Organizations of the Treadway Commission. The Company’s management is responsible for maintaining effective internal control over financial reporting and for its assessment of the effectiveness of internal control over financial reporting, included in the accompanying Management’s Report on Internal Control Over Financial Reporting. Our responsibility is to express an opinion on the Company’s internal control over financial reporting based on our audit.

We conducted our audit in accordance with the standards of the Public Company Accounting Oversight Board (United States). Those standards require that we plan and perform the audit to obtain reasonable assurance about whether effective internal control over financial reporting was maintained in all material respects. Our audit included obtaining an understanding of internal control over financial reporting, assessing the risk that a material weakness exists, testing and evaluating the design and operating effectiveness of internal control based on the assessed risk, and performing such other procedures as we considered necessary in the circumstances. We believe that our audit provides a reasonable basis for our opinion.

A company’s internal control over financial reporting is a process designed by, or under the supervision of, the company’s principal executive and principal financial officers, or persons performing similar functions, and effected by the company’s board of directors, management, and other personnel to provide reasonable assurance regarding the reliability of financial reporting and the preparation of financial statements for external purposes in accordance with generally accepted accounting principles. A company’s internal control over financial reporting includes those policies

and procedures that (1) pertain to the maintenance of records that, in reasonable detail, accurately and fairly reflect the transactions and dispositions of the assets of the company; (2) provide reasonable assurance that transactions are recorded as necessary to permit preparation of financial statements in accordance with generally accepted accounting principles, and that receipts and expenditures of the company are being made only in accordance with authorizations of management and directors of the company; and (3) provide reasonable assurance regarding prevention or timely detection of unauthorized acquisition, use, or disposition of the company's assets that could have a material effect on the financial statements.

Because of the inherent limitations of internal control over financial reporting, including the possibility of collusion or improper management override of controls, material misstatements due to error or fraud may not be prevented or detected on a timely basis. Also, projections of any evaluation of the effectiveness of the internal control over financial reporting to future periods are subject to the risk that the controls may become inadequate because of changes in conditions, or that the degree of compliance with the policies or procedures may deteriorate.

In our opinion, the Company maintained, in all material respects, effective internal control over financial reporting as of December 31, 2013, based on the criteria established in *Internal Control — Integrated Framework (1992)* issued by the Committee of Sponsoring Organizations of the Treadway Commission.

We have also audited, in accordance with the standards of the Public Company Accounting Oversight Board (United States), the consolidated financial statements and financial statement schedule as of and for the year ended December 31, 2013 of the Company and our report dated March 3, 2014 expressed an unqualified opinion on those financial statements and financial statement schedule.

/s/ DELOITTE & TOUCHE LLP

Costa Mesa, California
March 3, 2014

[Table of Contents](#)

ITEM 9B. OTHER INFORMATION

None.

PART III

ITEM 10. DIRECTORS, EXECUTIVE OFFICERS AND CORPORATE GOVERNANCE

The information required by this item regarding our directors is included under the caption “Proposal One – Election of Directors” in our Proxy Statement for our 2014 Annual Meeting of Stockholders to be filed with the SEC within 120 days after the end of the fiscal year ended December 31, 2013 (the “2014 Proxy Statement”) and is incorporated herein by reference.

Information concerning compliance with Section 16(a) of the Exchange Act is included under the caption “Section 16(a) Beneficial Ownership Reporting Compliance” in our 2014 Proxy Statement and is incorporated herein by reference.

Information concerning the Audit Committee and the Audit Committee Financial expert is reported under the caption “Audit Committee; Report of the Audit Committee; Duties and Responsibilities” in our 2014 Proxy Statement and is incorporated herein by reference.

Code of Business Conduct and Ethics

We have adopted a Code of Business Conduct and Ethics that applies to all our directors, officers (including our principal executive officer, principal financial officer, principal accounting officer and controllers) and employees and is available at <http://investors.monsterbevcorp.com/governance.cfm>. The Code of Business Conduct and Ethics and any amendment thereto, as well as any waivers that are required to be disclosed by the rules of the SEC or NASDAQ, may be obtained at no cost to you by writing or telephoning us at the following address or telephone number:

Monster Beverage Corporation
1 Monster Way
Corona, CA 92879
(951) 739-6200
(800) 426-7367

ITEM 11. EXECUTIVE COMPENSATION

Information concerning the compensation of our directors and executive officers and Compensation Committee Interlocks and Insider Participation is reported under the captions “Compensation Discussion and Analysis,” and “Compensation Committee,” respectively, in our 2014 Proxy Statement and is incorporated herein by reference.

ITEM 12. SECURITY OWNERSHIP OF CERTAIN BENEFICIAL OWNERS AND MANAGEMENT AND RELATED STOCKHOLDER MATTERS

The disclosure set forth in Item 5, “Market for the Registrant’s Common Equity, Related Stockholder Matters and Issuer Repurchases of Equity Securities”, of this report is incorporated herein.

Information concerning the beneficial ownership of the Company's Common Stock of (a) those persons known to the Company to be the beneficial owners of more than 5% of the Company's common stock; (b) each of the Company's directors and nominees for director; and (c) the Company's executive officers and all of the Company's current directors and executive officers as a group is reported under the caption "Principal Stockholders and Security Ownership of Management" in our 2014 Proxy Statement and is incorporated herein by reference.

[Table of Contents](#)

ITEM 13. CERTAIN RELATIONSHIPS AND RELATED TRANSACTIONS AND DIRECTOR INDEPENDENCE

Information concerning certain relationships and related transactions is reported under the caption "Certain Relationships and Related Transactions and Director Independence" in our 2014 Proxy Statement and is incorporated herein by reference.

ITEM 14. PRINCIPAL ACCOUNTING FEES AND SERVICES

Information concerning our accountant fees and our Audit Committee's pre-approval of audit and permissible non-audit services of independent auditors is reported under the captions "Principal Accounting Firm Fees" and "Pre-Approval of Audit and Non-Audit Services," respectively, in our 2014 Proxy Statement and is incorporated herein by reference.

PART IV

ITEM 15. EXHIBITS, FINANCIAL STATEMENT SCHEDULES

- (a) The following documents are filed as a part of this Form 10-K:

[Report of Independent Registered Public Accounting Firm](#) 69

Financial Statements:

[Consolidated Balance Sheets as of December 31, 2013 and 2012](#) 70

[Consolidated Statements of Income for the years ended December 31, 2013, 2012 and 2011](#) 71

[Consolidated Statements of Comprehensive Income for the years ended December 31, 2013, 2012 and 2011](#) 72

[Consolidated Statements of Stockholders' Equity for the years ended December 31, 2013, 2012 and 2011](#) 73

[Consolidated Statements of Cash Flows for the years ended December 31, 2013, 2012 and 2011](#) 74

[Notes to Consolidated Financial Statements](#) 76

Financial Statement Schedule:

[Valuation and Qualifying Accounts for the years ended December 31, 2013, 2012 and 2011](#) 106

Exhibits:

The Exhibits listed in the Index of Exhibits, which appears immediately following the signature page and is incorporated herein by reference, as filed as part of this Form 10-K.

[Table of Contents](#)

SIGNATURES

Pursuant to the requirements of Sections 13 or 15(d) of the Securities Exchange Act of 1934, as amended, the registrant has duly caused this report to be signed on its behalf by the undersigned, thereunto duly authorized.

MONSTER BEVERAGE CORPORATION

/s/ RODNEY C. SACKS

Rodney C. Sacks
Chairman of the Board

Date: March 3, 2014

Pursuant to the requirements of the Securities Exchange Act of 1934, this report has been signed below by the following persons on behalf of the registrant in the capacities and on the dates indicated.

<u>Signature</u>	<u>Title</u>	<u>Date</u>
<u>/s/ RODNEY C. SACKS</u> Rodney C. Sacks	Chairman of the Board of Directors and Chief Executive Officer (principal executive officer)	March 3, 2014

<u>/s/ HILTON H. SCHLOSBERG</u> Hilton H. Schlosberg	Vice Chairman of the Board of Directors, President, Chief Operating Officer, Chief Financial Officer and Secretary (principal financial officer, controller and principal accounting officer)	March 3, 2014
<u>/s/ NORMAN C. EPSTEIN</u> Norman C. Epstein	Director	March 3, 2014
<u>/s/ BENJAMIN M. POLK</u> Benjamin M. Polk	Director	March 3, 2014
<u>/s/ SYDNEY SELATI</u> Sydney Selati	Director	March 3, 2014
<u>/s/ HAROLD C. TABER, JR.</u> Harold C. Taber, Jr.	Director	March 3, 2014
<u>/s/ MARK S. VIDERGAUZ</u> Mark S. Vidergauz	Director	March 3, 2014
<u>/s/ MARK J. HALL</u> Mark J. Hall	Director	March 3, 2014

[Table of Contents](#)

INDEX TO EXHIBITS

The following designated exhibits, as indicated below, are either filed or furnished, as applicable herewith or have heretofore been filed or furnished with the Securities and Exchange Commission under the Securities Act of 1933, as amended, or the Securities Exchange Act of 1934, as amended, as indicated by footnote.

3.1	Certificate of Incorporation of the Company, as amended (incorporated by reference to Exhibit 3.1 to our Form 10-K dated February 29, 2012).
3.2	Second Amended and Restated Bylaws of the Company (incorporated by reference to Exhibit 3.1 to our Form 8-K dated August 2, 2013).
10.1	Amended and Restated Monster Beverages Off-Premise Distribution Coordination Agreement between Hansen Beverage Company and Anheuser-Busch, Incorporated (incorporated by reference to Exhibit 10.01 to our Form 8-K dated August 11, 2006).
10.2	On-Premise Distribution Coordination Agreement between Hansen Beverage Company and Anheuser-Busch, Incorporated (incorporated by reference to Exhibit 10.1 to our Form 8-K dated February 12, 2007).
10.3+	Form of Amendment to Stock Option Agreement (relating to the amendment of certain stock option agreements between Hansen Natural Corporation and its executive officers and directors) (incorporated by reference to Exhibit 10.1 to our Form 8-K dated January 8, 2007).
10.4	Form of Indemnification Agreement (to be provided by Hansen Natural Corporation to its directors) (incorporated by reference to Exhibit 10.1 to our Form 8-K dated November 14, 2005).
10.5	Amended and Restated Allied Products Distribution Coordination Agreement between Hansen Beverage Company and Anheuser-Busch, Incorporated (incorporated by reference to Exhibit 10.2 to our Form 8-K dated August 11, 2006).
10.6+	Employment Agreement between Hansen Natural Corporation and Rodney C. Sacks (incorporated by reference to Exhibit 10.1 to our Form 8-K dated March 11, 2009).
10.7+	Employment Agreement between Hansen Natural Corporation and Hilton H. Schlosberg (incorporated by reference to Exhibit 10.2 to our Form 8-K dated March 11, 2009).
10.12	Manufacturing Contract between Hansen Beverage Company and Pri-Pak, Inc. (incorporated by reference to Exhibit 10.32 to our Form 10-K dated March 16, 2005).
10.13+	Stock Option Agreement between Hansen Natural Corporation and Rodney C. Sacks (made as of March 23, 2005) (incorporated by reference to Exhibit 10.36 to our Form 10-K dated March 15, 2006).
10.14+	Stock Option Agreement between Hansen Natural Corporation and Hilton H. Schlosberg (made as of March 23, 2005) (incorporated by reference to Exhibit 10.37 to our Form 10-K dated March 15, 2006).
10.16+	Stock Option Agreement between Hansen Natural Corporation and Harold Taber (made as of November 11, 2005) (incorporated by reference to Exhibit 10.42 to our Form 10-K dated March 15, 2006).
10.17+	Stock Option Agreement between Hansen Natural Corporation and Mark Vidergauz (made as of November 11, 2005) (incorporated by reference to Exhibit 10.44 to our Form 10-K dated March 15, 2006).

10.19+	Stock Option Agreement between Hansen Natural Corporation and Hilton H. Schlosberg (made as of November 11, 2005) (incorporated by reference to Exhibit 10.46 to our Form 10-K dated March 15, 2006).
10.20+	Stock Option Agreement between Hansen Natural Corporation and Rodney C. Sacks (made as of November 11, 2005) (incorporated by reference to Exhibit 10.47 to our Form 10-K dated March 15, 2006).

[Table of Contents](#)

10.21+	Severance and Consulting Agreement by and among Hansen Beverage Company, Hansen Natural Corporation, and Harold C. Taber, Jr. (incorporated by reference to Exhibit 10(YY) to our Form 10-Q dated November 12, 1997).
10.24+	Settlement Agreement dated as of September 1999 between Hansen Beverage Company and Rodney C. Sacks as sole Trustee of the Hansen's Trust and Hansen Beverage Company, The Fresh Juice Company of California, Inc. (incorporated by reference to Exhibit 10 to our Form 10-Q dated November 15, 1999).
10.25+	Settlement Agreement September 3, 1999 by and between The Fresh Juice Company of California, Inc., The Fresh Smoothie Company, LLC, Barry Lublin, Hansen's Juice Creations, LLC, Harvey Laderman and Hansen Beverage Company and Rodney C. Sacks, as Trustee of The Hansen's Trust (incorporated by reference to Exhibit 10 to our Form 10-Q dated November 15, 1999).
10.26	Single Tenant Industrial Lease, made and entered into as of October 13, 2006 by and between Watson Land Company, a California Corporation, and Hansen Beverage Company, a Delaware Corporation (incorporated by reference to exhibit 10 to our Form 10-K dated June 6, 2007).
10.27+	Hansen Natural Corporation 2001 Amended and Restated Stock Option Plan (incorporated by reference to Exhibit A to our Proxy Statement dated September 25, 2007).
10.28	Business Loan Agreement between Hansen Beverage Company and Comerica Bank (incorporated by reference to Exhibit 10.1 to our Form 10-Q dated August 9, 2007).
10.29	Letter Agreement between Anheuser-Busch, Inc. and Hansen Beverage Company, dated March 6, 2007, amending and clarifying certain terms of the Amended and Restated Allied Products Distribution Coordination Agreement between Hansen Beverage Company and Anheuser-Busch (incorporated by reference to exhibit 10.62 to our Form 10-K dated February 29, 2008).
10.30	Letter Agreement between Anheuser-Busch, Inc. and Hansen Beverage Company, dated March 6, 2007, amending and clarifying certain terms of the Amended and Restated Monster Beverages Off-Premise Distribution Coordination Agreement between Hansen Beverage Company and Anheuser-Busch (incorporated by reference to exhibit 10.63 to our Form 10-K dated February 29, 2008).
10.31	Monster Energy Distribution Coordination Agreement, dated October 3, 2008, between Hansen Beverage Company and The Coca Cola Company (incorporated by reference to exhibit 10.1 to our Form 10-Q dated November 10, 2008).
10.32	Monster Energy International Distribution Coordination Agreement, dated October 3, 2008, between Tauranga Ltd, trading as Monster Energy, and Coca-Cola Enterprises Inc. (incorporated by reference to exhibit 10.2 to our Form 10-Q dated November 10, 2008).
10.33	Monster Energy Distribution Agreement, dated October 3, 2008, between Hansen Beverage Company and Coca-Cola Enterprises, Inc. (incorporated by reference to exhibit 10.3 to our Form 10-Q dated November 10, 2008).
10.34	Monster Energy Canadian Distribution Agreement, dated October 3, 2008, between Hansen Beverage Company and Coca-Cola Bottling Company. (incorporated by reference to exhibit 10.4 to our Form 10-Q dated November 10, 2008).
10.35	Monster Energy International Distribution Agreement, dated October 3, 2008, between Tauranga Ltd, trading as Monster Energy, and Coca-Cola Enterprises Inc. (incorporated by reference to exhibit 10.5 to our Form 10-Q dated November 10, 2008).
10.36	Monster Energy Belgium Distribution Agreement, dated October 3, 2008, between Tauranga Ltd, trading as Monster Energy, and Coca-Cola Enterprises Inc. (incorporated by reference to exhibit 10.6 to our Form 10-Q dated November 10, 2008).
10.37+	Stock Option Agreement between Hansen Natural Corporation and Rodney C. Sacks (made as of June 2, 2008) (incorporated by reference to exhibit 10.44 to our Form 10-K dated March 1, 2010).

[Table of Contents](#)

10.37A+	Amendment to Stock Option Agreement between Hansen Natural Corporation and Rodney C. Sacks (made as of August 2, 2008) (incorporated by reference to exhibit 10.44A to our Form 10-K dated March 1, 2010).
10.38+	Stock Option Agreement between Hansen Natural Corporation and Hilton H. Schlosberg (made as of June 2, 2008) (incorporated by reference to exhibit 10.45 to our Form 10-K dated March 1, 2010).
10.38A+	Amendment to Stock Option Agreement between Hansen Natural Corporation and Hilton H. Schlosberg (made as of August 2, 2008) (incorporated by reference to exhibit 10.45A to our Form 10-K dated March 1, 2010).
10.39+	Stock Option Agreement between Hansen Natural Corporation and Mark J. Hall (made as of June 2, 2008) (incorporated by reference to exhibit 10.46 to our Form 10-K dated March 1, 2010).
10.40+	Stock Option Agreement between Hansen Natural Corporation and Thomas J. Kelly (made as of June 2, 2008) (incorporated by reference to exhibit 10.47 to our Form 10-K dated March 1, 2010).
10.41+	2009 Hansen Natural Corporation Stock Incentive Plan for Non-Employee Directors (incorporated by reference to Exhibit A to our Proxy Statement dated April 24, 2009).
10.42+	Stock Option Agreement between Hansen Natural Corporation and Thomas J. Kelly (made as of June 1, 2009) (incorporated by reference to exhibit 10.49 to our Form 10-K dated March 1, 2010).

10.43+	Stock Option Agreement between Hansen Natural Corporation and Rodney C. Sacks (made as of December 1, 2009) (incorporated by reference to exhibit 10.51 to our Form 10-K dated March 1, 2010).
10.44+	Stock Option Agreement between Hansen Natural Corporation and Hilton H. Schlosberg (made as of December 1, 2009) (incorporated by reference to exhibit 10.52 to our Form 10-K dated March 1, 2010).
10.45+	Stock Option Agreement between Hansen Natural Corporation and Mark J. Hall (made as of December 1, 2009) (incorporated by reference to exhibit 10.53 to our Form 10-K dated March 1, 2010).
10.46+	Stock Option Agreement between Hansen Natural Corporation and Thomas J. Kelly (made as of December 1, 2009) (incorporated by reference to exhibit 10.55 to our Form 10-K dated March 1, 2010).
10.47+	Stock Option Agreement between Hansen Natural Corporation and Thomas J. Kelly (made as of December 1, 2010) (incorporated by reference to exhibit 10.53 to our Form 10-K dated March 1, 2011).
10.48+	Stock Option Agreement between Hansen Natural Corporation and Mark J. Hall (made as of December 1, 2010) (incorporated by reference to exhibit 10.54 to our Form 10-K dated March 1, 2011).
10.49+	Form of Restricted Stock Unit Agreement pursuant to the 2009 Hansen Natural Corporation Stock Incentive Plan for Non-Employee Directors (incorporated by reference to exhibit 10.55 to our Form 10-K dated March 1, 2011).
10.50+	Form of Restricted Stock Agreement (incorporated by reference to exhibit 10.1 to our Form 10-Q dated August 9, 2011).
10.51+	Monster Beverage Corporation 2011 Omnibus Incentive Plan (incorporated by reference to exhibit 10.1 to our Form 8-K dated May 24, 2011).
10.52+*	Agreement between the Company and Mark Hall, dated October 28, 2013.
21*	Subsidiaries
23*	Consent of Independent Registered Public Accounting Firm
31.1*	Certification by CEO pursuant to Rule 13A-14(a) or 15D-14(a) of the Securities Exchange Act of 1934, as adopted pursuant to Section 302 of the Sarbanes-Oxley Act of 2002 *
31.2*	Certification by CFO pursuant to Rule 13A-14(a) or 15D-14(a) of the Securities Exchange Act of 1934, as adopted pursuant to Section 302 of the Sarbanes-Oxley Act of 2002 *

[Table of Contents](#)

32.1*	Certification by CEO pursuant to 18 U.S.C. Section 1350, as adopted pursuant to Section 906 of the Sarbanes-Oxley Act of 2002 *
32.2*	Certification by CFO pursuant to 18 U.S.C. Section 1350, as adopted pursuant to Section 906 of the Sarbanes-Oxley Act of 2002 *
101*	The following materials from Monster Beverage Corporation's Annual Report on Form 10-K for the fiscal year ended December 31, 2013 are furnished herewith, formatted in XBRL (eXtensible Business Reporting Language): (i) the Consolidated Balance Sheets as of December 31, 2013 and 2012, (ii) the Consolidated Statements of Income for the years ended December 31, 2013, 2012 and 2011, (iii) the Consolidated Statements of Stockholders' Equity for the years ended December 31, 2013, 2012 and 2011, (iv) Consolidated Statements of Comprehensive Income for the years ended December 31, 2013, 2012 and 2011, (v) Consolidated Statements of Cash Flows for the years ended December 31, 2013, 2012 and 2011, and (vi) the Notes to Condensed Consolidated Financial Statements.

* Filed herewith.

+ Management contract or compensatory plans or arrangements.

[Table of Contents](#)
INDEX TO CONSOLIDATED FINANCIAL STATEMENTS AND FINANCIAL STATEMENT SCHEDULE

	Page
MONSTER BEVERAGE CORPORATION AND SUBSIDIARIES	
Report of Independent Registered Public Accounting Firm	69
Consolidated Balance Sheets as of December 31, 2013 and 2012	70
Consolidated Statements of Income for the years ended December 31, 2013, 2012 and 2011	71
Consolidated Statements of Comprehensive Income for the years ended December 31, 2013, 2012 and 2011	72
Consolidated Statements of Stockholders' Equity for the years ended December 31, 2013, 2012 and 2011	73
Consolidated Statements of Cash Flows for the years ended December 31, 2013, 2012 and 2011	74
Notes to Consolidated Financial Statements	76
Financial Statement Schedule – Valuation and Qualifying Accounts for the years ended December 31, 2013, 2012 and 2011	106

REPORT OF INDEPENDENT REGISTERED PUBLIC ACCOUNTING FIRM

To the Board of Directors and Stockholders of
 Monster Beverage Corporation
 Corona, California

We have audited the accompanying consolidated balance sheets of Monster Beverage Corporation and subsidiaries (the “Company”) as of December 31, 2013 and 2012, and the related consolidated statements of income, comprehensive income, stockholders' equity and cash flows for each of the three years in the period ended December 31, 2013. Our audits also included the financial statement schedule listed in the Index at Item 15(a). These consolidated financial statements and financial statement schedule are the responsibility of the Company’s management. Our responsibility is to express an opinion on the consolidated financial statements and financial statement schedule based on our audits.

We conducted our audits in accordance with the standards of the Public Company Accounting Oversight Board (United States). Those standards require that we plan and perform the audit to obtain reasonable assurance about whether the consolidated financial statements are free of material misstatement. An audit includes examining, on a test basis, evidence supporting the amounts and disclosures in the consolidated financial statements. An audit also includes assessing the accounting principles used and significant estimates made by management, as well as evaluating the overall consolidated financial statement presentation. We believe that our audits provide a reasonable basis for our opinion.

In our opinion, such consolidated financial statements present fairly, in all material respects, the financial position of Monster Beverage Corporation and subsidiaries as of December 31, 2013 and 2012, and the results of their operations and their cash flows for each of the three years in the period ended December 31, 2013, in conformity with accounting principles generally accepted in the United States of America. Also, in our opinion, such financial statement schedule, when considered in relation to the basic consolidated financial statements taken as a whole, presents fairly, in all material respects, the information set forth therein.

We have also audited, in accordance with the standards of the Public Company Accounting Oversight Board (United States), the Company’s internal control over financial reporting as of December 31, 2013, based on the criteria established in *Internal Control—Integrated Framework (1992)* issued by the Committee of Sponsoring Organizations of the Treadway Commission and our report dated March 3, 2014, expressed an unqualified opinion on the Company’s internal control over financial reporting.

/s/ DELOITTE & TOUCHE LLP

Costa Mesa, California
 March 3, 2014

MONSTER BEVERAGE CORPORATION AND SUBSIDIARIES
CONSOLIDATED BALANCE SHEETS
AS OF DECEMBER 31, 2013 AND 2012 (In Thousands, Except Par Value)

	2013	2012
<u>ASSETS</u>		
CURRENT ASSETS:		
Cash and cash equivalents	\$ 211,349	\$ 222,514
Short-term investments	402,247	97,042
Accounts receivable, net	291,638	236,044
Distributor receivables	4,542	666
Inventories	221,449	203,106
Prepaid expenses and other current assets	21,376	24,983
Prepaid income taxes	9,518	33,709
Deferred income taxes	20,924	17,004
Total current assets	1,183,043	835,068
INVESTMENTS	9,792	21,393
PROPERTY AND EQUIPMENT, net	88,143	69,137
DEFERRED INCOME TAXES	63,611	59,503
INTANGIBLES, net	65,774	54,648
OTHER ASSETS	10,146	3,576
Total Assets	\$ 1,420,509	\$ 1,043,325
<u>LIABILITIES AND STOCKHOLDERS' EQUITY</u>		
CURRENT LIABILITIES:		
Accounts payable	\$ 119,376	\$ 127,330
Accrued liabilities	59,113	38,916
Accrued promotional allowances	99,470	91,208
Deferred revenue	13,832	12,695

Accrued compensation	14,864	12,926
Income taxes payable	9,359	5,470
Total current liabilities	316,014	288,545
DEFERRED REVENUE	112,216	110,383
COMMITMENTS AND CONTINGENCIES (Note 9)		
STOCKHOLDERS' EQUITY:		
Common stock - \$0.005 par value; 240,000 shares authorized; 206,014 shares issued and 166,822 outstanding as of December 31, 2013; 203,759 shares issued and 165,776 outstanding as of December 31, 2012	1,030	1,019
Additional paid-in capital	368,069	287,953
Retained earnings	1,847,325	1,508,664
Accumulated other comprehensive (loss) income	(1,233)	2,074
Common stock in treasury, at cost; 39,192 shares and 37,983 shares as of December 31, 2013 and 2012, respectively	(1,222,912)	(1,155,313)
Total stockholders' equity	992,279	644,397
Total Liabilities and Stockholders' Equity	\$ 1,420,509	\$ 1,043,325

See accompanying notes to consolidated financial statements.

[Table of Contents](#)

MONSTER BEVERAGE CORPORATION AND SUBSIDIARIES
CONSOLIDATED STATEMENTS OF INCOME
FOR THE YEARS ENDED DECEMBER 31, 2013, 2012 AND 2011
(In Thousands, Except Per Share Amounts)

	2013	2012	2011
NET SALES	\$ 2,246,428	\$ 2,060,702	\$ 1,703,230
COST OF SALES	1,073,497	995,046	808,921
GROSS PROFIT	1,172,931	1,065,656	894,309
OPERATING EXPENSES	600,015	515,033	437,886
OPERATING INCOME	572,916	550,623	456,423
OTHER (EXPENSE) INCOME:			
Interest and other (expense) income, net	(11,737)	(2,256)	1,619
Gain (loss) on investments and put option, net (Note 2)	2,715	787	(772)
Total other (expense) income	(9,022)	(1,469)	847
INCOME BEFORE PROVISION FOR INCOME TAXES	563,894	549,154	457,270
PROVISION FOR INCOME TAXES	225,233	209,134	171,051
NET INCOME	\$ 338,661	\$ 340,020	\$ 286,219
NET INCOME PER COMMON SHARE:			
Basic	\$ 2.03	\$ 1.96	\$ 1.62
Diluted	\$ 1.95	\$ 1.86	\$ 1.53
WEIGHTED AVERAGE NUMBER OF SHARES OF COMMON STOCK AND COMMON STOCK EQUIVALENTS:			
Basic	166,679	173,712	176,212
Diluted	173,387	183,083	186,674

See accompanying notes to consolidated financial statements.

[Table of Contents](#)

MONSTER BEVERAGE CORPORATION AND SUBSIDIARIES
CONSOLIDATED STATEMENTS OF COMPREHENSIVE INCOME
FOR THE YEARS ENDED DECEMBER 31, 2013, 2012 AND 2011 (In Thousands)

	2013	2012	2011
Net income, as reported	\$ 338,661	\$ 340,020	\$ 286,219
Other comprehensive (loss) income:			
Change in foreign currency translation adjustment	(1,782)	2,096	(3,306)
Available-for-sale investments:			
Change in net unrealized gains	-	1,525	1,478
Reclassification adjustment for net gains included in net income	(1,525)	-	-
Net change in available-for-sale investments	(1,525)	1,525	1,478
Other comprehensive (loss) income	(3,307)	3,621	(1,828)
Comprehensive income	\$ 335,354	\$ 343,641	\$ 284,391

See accompanying notes to consolidated financial statements.

[Table of Contents](#)

MONSTER BEVERAGE CORPORATION AND SUBSIDIARIES
CONSOLIDATED STATEMENTS OF STOCKHOLDERS' EQUITY
FOR THE YEARS ENDED DECEMBER 31, 2013, 2012 AND 2011 (In Thousands)

	Common stock		Additional	Retained	Accumulated	Treasury stock		Total
	Shares	Amount	Paid-in	Earnings	Other	Shares	Amount	Stockholders'
			Capital		Comprehensive			Equity
					Income (Loss)			
Balance, January 1, 2011	197,462	\$ 988	\$ 186,546	\$ 882,425	\$ 281	(19,502)	\$ (241,842)	\$ 828,398
Stock-based compensation	-	-	18,619	-	-	-	-	18,619
Exercise of stock options	1,181	6	20,312	-	-	-	-	20,318
Issuance of restricted stock	86	-	-	-	-	-	-	-
Excess tax benefits from share based payment arrangements	-	-	3,824	-	-	-	-	3,824
Repurchase of common stock	-	-	-	-	-	(4,950)	(176,392)	(176,392)
Foreign currency translation	-	-	-	-	(3,306)	-	-	(3,306)
Change in unrealized gain on available-for-sale securities, net of tax	-	-	-	-	1,478	-	-	1,478
Net income	-	-	-	286,219	-	-	-	286,219
Balance, December 31, 2011	198,729	994	229,301	1,168,644	(1,547)	(24,452)	(418,234)	979,158
Stock-based compensation	-	-	28,007	-	-	-	-	28,007
Exercise of stock options	5,030	25	10,989	-	-	-	-	11,014
Excess tax benefits from share based payment arrangements	-	-	19,656	-	-	-	-	19,656
Repurchase of common stock	-	-	-	-	-	(13,531)	(737,079)	(737,079)
Foreign currency translation	-	-	-	-	2,096	-	-	2,096
Change in unrealized gain on available-for-sale securities, net of tax	-	-	-	-	1,525	-	-	1,525
Net income	-	-	-	340,020	-	-	-	340,020
Balance, December 31, 2012	203,759	1,019	287,953	1,508,664	2,074	(37,983)	(1,155,313)	644,397
Stock-based compensation	-	-	28,528	-	-	-	-	28,528
Exercise of stock options	2,255	11	21,240	-	-	-	-	21,251
Excess tax benefits from share based payment arrangements	-	-	30,348	-	-	-	-	30,348
Repurchase of common stock	-	-	-	-	-	(1,209)	(67,599)	(67,599)
Foreign currency translation	-	-	-	-	(1,782)	-	-	(1,782)
Reclassification adjustment for net gains included in net income	-	-	-	-	(1,525)	-	-	(1,525)
Net income	-	-	-	338,661	-	-	-	338,661
Balance, December 31, 2013	206,014	\$ 1,030	\$ 368,069	\$ 1,847,325	\$ (1,233)	(39,192)	\$ (1,222,912)	\$ 992,279

See accompanying notes to consolidated financial statements.

[Table of Contents](#)

MONSTER BEVERAGE CORPORATION AND SUBSIDIARIES
CONSOLIDATED STATEMENTS OF CASH FLOWS
FOR THE YEARS ENDED DECEMBER 31, 2013, 2012 AND 2011 (In Thousands)

	2013	2012	2011
CASH FLOWS FROM OPERATING ACTIVITIES:			
Net income	\$ 338,661	\$ 340,020	\$ 286,219
Adjustments to reconcile net income to net cash provided by operating activities:			
Amortization of trademark	49	49	52
Depreciation and amortization	22,713	20,513	17,032
Loss (gain) on disposal of property and equipment	506	25	(18)
Stock-based compensation	28,764	28,413	19,424
Loss on put option	838	1,111	727
(Gain) loss on investments, net	(3,553)	(1,897)	43
Deferred income taxes	(7,074)	(2,460)	(687)
Tax benefit from exercise of stock options	(30,348)	(19,656)	(3,824)
Provision for doubtful accounts	125	(10)	52
Effect on cash of changes in operating assets and liabilities:			
Accounts receivable	(43,026)	(17,772)	(56,752)
Distributor receivables	(7,382)	3	(256)
Inventories	(21,552)	(47,568)	(4,465)
Prepaid expenses and other current assets	(4,501)	(4,523)	(6,209)
Prepaid income taxes	24,008	(33,210)	9,470
Accounts payable	(8,204)	3,659	26,250
Accrued liabilities	2,265	6,458	8,144
Accrued promotional allowances	8,932	2,723	28,442
Accrued distributor terminations	1,552	794	(330)
Accrued compensation	1,970	2,498	2,878
Income taxes payable	34,308	14,165	13,918
Deferred revenue	2,982	(5,659)	(6,283)
Net cash provided by operating activities	342,033	287,676	333,827
CASH FLOWS FROM INVESTING ACTIVITIES:			
Maturities of held-to-maturity investments	256,843	841,576	407,918
Sales of available-for-sale investments	5,793	68,451	30,545
Sales of trading investments	2,250	17,050	34,715
Purchases of held-to-maturity investments	(557,419)	(597,155)	(583,138)
Purchases of available-for-sale investments	-	(9,502)	(33,312)
Purchases of property and equipment	(40,762)	(42,935)	(25,552)
Proceeds from sale of property and equipment	9,022	288	519
Additions to intangibles	(11,175)	(6,301)	(5,132)
(Increase) decrease in other assets	(4,360)	377	410
Net cash (used in) provided by investing activities	(339,808)	271,849	(173,027)
CASH FLOWS FROM FINANCING ACTIVITIES:			
Principal payments on debt	(1,887)	(2,076)	(1,942)
Tax benefit from exercise of stock options	30,348	19,656	3,824
Issuance of common stock	21,252	11,015	20,318
Purchases of common stock held in treasury	(67,599)	(727,670)	(176,392)
Net cash used in financing activities	(17,886)	(699,075)	(154,192)
Effect of exchange rate changes on cash and cash equivalents	4,496	2,733	(2,119)
NET (DECREASE) INCREASE IN CASH AND CASH EQUIVALENTS	(11,165)	(136,817)	4,489
CASH AND CASH EQUIVALENTS, beginning of year	222,514	359,331	354,842
CASH AND CASH EQUIVALENTS, end of year	\$ 211,349	\$ 222,514	\$ 359,331
SUPPLEMENTAL INFORMATION:			
Cash paid during the year for:			
Interest	\$ 49	\$ 48	\$ 48
Income taxes	\$ 174,278	\$ 230,221	\$ 147,927

See accompanying notes to consolidated financial statements.

[Table of Contents](#)

MONSTER BEVERAGE CORPORATION AND SUBSIDIARIES
CONSOLIDATED STATEMENTS OF CASH FLOWS (Continued)
FOR THE YEARS ENDED DECEMBER 31, 2013, 2012 AND 2011

SUPPLEMENTAL DISCLOSURE OF NON-CASH ITEMS:

During the years ended December 31, 2013, 2012 and 2011, the Company entered into capital leases of \$2.6 million, \$1.5 million and \$2.8 million, respectively, for the acquisition of promotional vehicles.

Included in accounts payable as of December 31, 2012 are treasury stock purchases of \$9.4 million.

Included in accounts payable was equipment purchased of \$0.1 million, \$0.4 million and \$0.1 million as of December 31, 2013, 2012 and 2011, respectively.

See accompanying notes to consolidated financial statements.

[Table of Contents](#)

MONSTER BEVERAGE CORPORATION AND SUBSIDIARIES
NOTES TO CONSOLIDATED FINANCIAL STATEMENTS
(Tabular Dollars in Thousands, Except Per Share Amounts)

1. ORGANIZATION AND SUMMARY OF SIGNIFICANT ACCOUNTING POLICIES

Organization – Monster Beverage Corporation (the “Company”, “Monster”, “Hansen” or “Hansen Beverage Company”) was incorporated in Delaware on April 25, 1990. The Company is a holding company and has no operating business except through its consolidated subsidiaries.

Nature of Operations – The Company develops, markets, sells and distributes “alternative” beverage category beverages primarily under the following brand names: Monster Energy®, Monster Rehab®, Monster Energy Extra Strength Nitrous Technology®, Java Monster®, X-Presso Monster®, Muscle Monster®, Punch Monster™, Peace Tea®, Hansen’s®, Hansen’s Natural Cane Soda®, Junior Juice®, Blue Sky®, Hubert’s® and Worx Energy®. The “alternative” beverage category combines non-carbonated ready-to-drink iced teas, lemonades, juice cocktails, single-serve juices and fruit beverages, ready-to-drink dairy and coffee drinks, energy drinks, sports drinks, and single-serve still water (flavored, unflavored and enhanced) with “new age” beverages, including sodas that are considered natural, sparkling juices and flavored sparkling beverages.

Basis of Presentation – The accompanying consolidated financial statements have been prepared in accordance with accounting principles generally accepted in the United States of America (“GAAP”) and include the accounts of the Company and its consolidated subsidiaries.

Principles of Consolidation – The Company consolidates all entities that it controls by ownership of a majority voting interest. All intercompany balances and transactions have been eliminated in consolidation.

Cash and Cash Equivalents – The Company considers all highly liquid investments with an original maturity of three months or less from date of purchase to be cash equivalents. Throughout the year, the Company has had amounts on deposit at financial institutions that exceed the federally insured limits. The Company has not experienced any loss as a result of these deposits and does not expect to incur any losses in the future.

Investments – The Company’s investments in debt securities are classified as either held-to-maturity, available-for-sale or trading, in accordance with Financial Accounting Standards Board (the “FASB”) Accounting Standards Codification (“ASC”) 320. Held-to-maturity securities are those securities that the Company has the positive intent and ability to hold until maturity. Trading securities are those securities that the Company intends to sell in the near term. All other securities not included in the held-to-maturity or trading category are classified as available-for-sale. Held-to-maturity securities are recorded at amortized cost which approximates fair market value. Trading securities are carried at fair value with unrealized gains and losses charged to earnings. Available-for-sale securities are carried at fair value with unrealized gains and losses recorded within accumulated other comprehensive income (loss) as a separate component of stockholders’ equity. ASC 820 defines fair value as the price that would be received to sell an asset or paid to transfer a liability in an orderly transaction between market participants at the measurement date. ASC 820 also establishes a fair value hierarchy which requires an entity to maximize the use of observable inputs, where available (see Note 3). Under ASC 320-10-35, a security is considered to be other-than-temporarily impaired if the present value of cash flows expected to be collected are less than the security’s amortized cost basis (the difference being defined as the “Credit Loss”) or if the fair value of the security is less than the security’s amortized cost basis and the investor intends, or will be required, to sell the security before recovery of the security’s amortized cost basis. If an other-than-temporary impairment exists, the charge to earnings is limited to the amount of Credit Loss if the investor does not intend to sell the security, and will not be required to sell the security, before recovery of the security’s amortized cost basis. Any remaining difference between fair value and

[Table of Contents](#)

MONSTER BEVERAGE CORPORATION AND SUBSIDIARIES
NOTES TO CONSOLIDATED FINANCIAL STATEMENTS
(Tabular Dollars in Thousands, Except Per Share Amounts)

amortized cost is recognized in other comprehensive income (loss), net of applicable taxes. The Company evaluates whether the decline in fair value of its investments is other-than-temporary at each quarter-end. This evaluation consists of a review by management, and includes market pricing information and maturity dates for the securities held, market and economic trends in the industry and information on the issuer’s

financial condition and, if applicable, information on the guarantors' financial condition. Factors considered in determining whether a loss is temporary include the length of time and extent to which the investment's fair value has been less than its cost basis, the financial condition and near-term prospects of the issuer and guarantors, including any specific events which may influence the operations of the issuer and our intent and ability to retain the investment for a reasonable period of time sufficient to allow for any anticipated recovery of fair value.

Accounts Receivable – The Company evaluates the collectability of its trade accounts receivable based on a number of factors. In circumstances where the Company becomes aware of a specific customer's inability to meet its financial obligations to the Company, a specific reserve for bad debts is estimated and recorded, which reduces the recognized receivable to the estimated amount the Company believes will ultimately be collected. In addition to specific customer identification of potential bad debts, bad debt charges are recorded based on the Company's recent loss history and an overall assessment of past due trade accounts receivable outstanding. In accordance with ASC 210-20-45, in its consolidated balance sheets, the Company has presented accounts receivable, net of promotional allowances, only for those customers that it allows net settlement. All other accounts receivable and related promotional allowances are shown on a gross basis.

Inventories – Inventories are valued at the lower of first-in, first-out, cost or market value (net realizable value).

Property and Equipment – Property and equipment are stated at cost. Depreciation of furniture and fixtures, office and computer equipment, computer software, equipment, and vehicles is based on their estimated useful lives (three to ten years) and is calculated using the straight-line method. Amortization of leasehold improvements is based on the lesser of their estimated useful lives or the terms of the related leases and is calculated using the straight-line method. Normal repairs and maintenance costs are expensed as incurred. Expenditures that materially increase values or extend useful lives are capitalized. The related costs and accumulated depreciation of disposed assets are eliminated and any resulting gain or loss on disposition is included in net income.

Capitalized Software Costs – In accordance with ASC 350-40, the Company capitalizes certain costs incurred in connection with developing or obtaining internal use software. Costs incurred in the preliminary project stage are expensed. All direct external costs incurred to develop internal use software during the development stage are capitalized and amortized using the straight-line method over the remaining useful lives. Costs such as maintenance and training are expensed as incurred.

Intangibles – Intangibles are comprised primarily of trademarks that represent the Company's exclusive ownership of the Monster Energy®, M®, Monster Rehab®, Java Monster®, Unleash the Beast®, Punch Monster™, Peace Tea®, Hansen's®, Blue Sky® and the Junior Juice® trademarks, all used in connection with the manufacture, sale and distribution of supplements and beverages. The Company also owns in its own right a number of other trademarks in the United States, as well as in a number of countries around the world. In accordance with ASC 350, intangible assets with indefinite lives are not amortized but instead are measured for impairment at least annually, or when events indicate that an impairment exists. The Company calculates impairment as the excess of the carrying value of its indefinite-lived assets over their estimated fair value. If the carrying value exceeds the estimate of fair value a write-down is recorded. The Company amortizes its trademarks with finite useful lives over their respective useful lives, which range from 1 to 25 years. For the fiscal years ended December 31, 2013, 2012 and 2011, there were no impairments recorded.

[Table of Contents](#)

MONSTER BEVERAGE CORPORATION AND SUBSIDIARIES
NOTES TO CONSOLIDATED FINANCIAL STATEMENTS
(Tabular Dollars in Thousands, Except Per Share Amounts)

Long-Lived Assets – Management regularly reviews property and equipment and other long-lived assets, including certain definite-lived intangible assets, for possible impairment. This review occurs annually, or more frequently if events or changes in circumstances indicate the carrying amount of the asset may not be recoverable. If there is indication of impairment, management then prepares an estimate of future cash flows (undiscounted and without interest charges) expected to result from the use of the asset and its eventual disposition. If these cash flows are less than the carrying amount of the asset, an impairment loss is recognized to write down the asset to its estimated fair value. The fair value is estimated using the present value of the future cash flows discounted at a rate commensurate with management's estimates of the business risks. Preparation of estimated expected future cash flows is inherently subjective and is based on management's best estimate of assumptions concerning expected future conditions. For the fiscal years ended December 31, 2013, 2012 and 2011, there were no impairment indicators identified. Long-lived assets held for sale are recorded at the lower of their carrying amount or fair value less cost to sell.

Foreign Currency Translation and Transactions – The accounts of the Company's foreign subsidiaries are translated in accordance with ASC 830. Foreign currency transaction gains and losses are recognized in interest and other income, net, at the time they occur. Net foreign currency exchange gains or losses resulting from the translation of assets and liabilities of foreign subsidiaries whose functional currency is not the U.S. dollar are recorded as a part of accumulated other comprehensive (loss) income in stockholders' equity. Unrealized foreign currency exchange gains and losses on certain intercompany transactions that are of a long-term investment nature (i.e., settlement is not planned or anticipated in the foreseeable future) are also recorded in accumulated other comprehensive (loss) income in stockholders' equity. For the years ended December 31, 2013, 2012 and 2011, aggregate foreign currency transaction losses amounted to \$12.9 million, \$3.7 million and \$0.7 million, respectively, and have been recorded in other (expense) income in the accompanying consolidated statements of income.

Revenue Recognition – The Company recognizes revenue when persuasive evidence of an arrangement exists, delivery has occurred, the sales price is fixed or determinable and collectability is reasonably assured. Generally, ownership of and title to the Company's products passes to customers upon delivery of the products to customers. Certain of the Company's distributors may also perform a separate function as a co-packer on the Company's behalf. In such cases, ownership of and title to the Company's products that are co-packed on the Company's behalf by those co-packers who are also distributors, passes to such distributors when the Company is notified by them that they have taken

transfer or possession of the relevant portion of the Company's finished goods. Net sales have been determined after deduction of promotional and other allowances in accordance with ASC 605-50. The Company's promotional and other allowances are calculated based on various programs with its distributors and retail customers, and accruals are established during the year for the anticipated liabilities. These accruals are based on agreed upon terms as well as the Company's historical experience with similar programs and require management's judgment with respect to estimating consumer participation and/or distributor and retail customer performance levels. Differences between such estimated expense and actual expenses for promotional and other allowance costs have historically been insignificant and are recognized in earnings in the period such differences are determined. Amounts received pursuant to new and/or amended distribution agreements entered into with certain distributors, relating to the costs associated with terminating the Company's prior distributors, are accounted for as revenue ratably over the anticipated life of the respective distribution agreement, generally 20 years.

[Table of Contents](#)

MONSTER BEVERAGE CORPORATION AND SUBSIDIARIES
NOTES TO CONSOLIDATED FINANCIAL STATEMENTS
(Tabular Dollars in Thousands, Except Per Share Amounts)

Management believes that adequate provision has been made for cash discounts, returns and spoilage based on the Company's historical experience.

Cost of Sales – Cost of sales consists of the costs of raw materials utilized in the manufacture of products, co-packing fees, repacking fees, in-bound freight charges, as well as certain internal transfer costs, warehouse expenses incurred prior to the manufacture of the Company's finished products and certain quality control costs. Raw materials account for the largest portion of the cost of sales. Raw materials include cans, bottles, other containers, flavors, ingredients and packaging materials.

Operating Expenses – Operating expenses include selling expenses such as distribution expenses to transport products to customers and warehousing expenses after manufacture, as well as expenses for advertising, sampling and in-store demonstration costs, costs for merchandise displays, point-of-sale materials and premium items, sponsorship expenses, other marketing expenses and design expenses. Operating expenses also include such costs as payroll costs, travel costs, professional service fees including legal fees, termination payments made to certain of the Company's prior distributors, depreciation and other general and administrative costs.

Freight-Out Costs – For the years ended December 31, 2013, 2012 and 2011, freight-out costs amounted to \$84.0 million, \$76.1 million and \$60.5 million, respectively, and have been recorded in operating expenses in the accompanying consolidated statements of income.

Advertising and Promotional Expenses – The Company accounts for advertising production costs by expensing such production costs the first time the related advertising takes place. A significant amount of the Company's promotional expenses result from payments under endorsement and sponsorship contracts. Accounting for endorsement and sponsorship payments is based upon specific contract provisions. Generally, endorsement and sponsorship payments are expensed on a straight-line basis over the term of the contract after giving recognition to periodic performance compliance provisions of the contracts. Advertising and promotional expenses, including but not limited to production costs, amounted to \$181.8 million, \$165.4 million and \$148.8 million for the years ended December 31, 2013, 2012 and 2011, respectively. Advertising and promotional expenses are included in operating expenses in the accompanying consolidated statements of income.

Income Taxes – The Company utilizes the liability method of accounting for income taxes as set forth in ASC 740. Under the liability method, deferred taxes are determined based on the temporary differences between the financial statement and tax basis of assets and liabilities using tax rates expected to be in effect during the years in which the basis differences reverse. A valuation allowance is recorded when it is more likely than not that some of the deferred tax assets will not be realized. In determining the need for valuation allowances the Company considers projected future taxable income and the availability of tax planning strategies. If in the future the Company determines that it would not be able to realize its recorded deferred tax assets, an increase in the valuation allowance would be recorded, decreasing earnings in the period in which such determination is made.

The Company assesses its income tax positions and records tax benefits for all years subject to examination based upon the Company's evaluation of the facts, circumstances and information available at the reporting date. For those tax positions where there is a greater than 50% likelihood that a tax benefit will be sustained, the Company has recorded the largest amount of tax benefit that may potentially be realized upon ultimate settlement with a taxing authority that has full knowledge of all relevant information. For those income tax positions where there is less than 50% likelihood that a tax benefit will be sustained, no tax benefit has been recognized in the financial statements.

[Table of Contents](#)

MONSTER BEVERAGE CORPORATION AND SUBSIDIARIES
NOTES TO CONSOLIDATED FINANCIAL STATEMENTS
(Tabular Dollars in Thousands, Except Per Share Amounts)

Stock-Based Compensation – The Company accounts for stock-based compensation under the provisions of ASC 718. The Company records compensation expense for employee stock options based on the estimated fair value of the options on the date of grant using the Black-Scholes-Merton option pricing formula. The Company records compensation expense for non-employee stock options based on the estimated fair value of the options as of the earlier of (1) the date at which a commitment for performance by the non-employee to earn the stock option is

reached or (2) the date at which the non-employee's performance is complete, using the Black-Scholes-Merton option pricing formula. Stock-based compensation cost for restricted stock awards and restricted stock units is measured based on the closing fair market value of the Company's common stock at the date of grant. In the event that the Company has the option and intent to settle a restricted stock unit in cash, the award is classified as a liability and revalued at each balance sheet date (See Note 12).

Net Income Per Common Share – In accordance with ASC 260, net income per common share, on a basic and diluted basis, is presented for all periods. Basic net income per share is computed by dividing net income by the weighted average number of common shares outstanding during each period. Diluted net income per share is computed by dividing net income by the weighted average number of common and dilutive common equivalent shares outstanding. The calculation of common equivalent shares assumes the exercise of dilutive stock options, net of assumed treasury share repurchases at average market prices, as applicable.

Concentration of Risk – Certain of the Company's products utilize components (raw materials and/or co-packing services) from a limited number of sources. A disruption in the supply of such components could significantly affect the Company's revenues from those products, as alternative sources of such components may not be available at commercially reasonable rates or within a reasonably short time period. The Company continues to take steps on an ongoing basis to secure the availability of alternative sources for such components and minimize the risk of any disruption in production.

Coca-Cola Refreshments USA, Inc. ("CCR"), a customer of the Direct Store Delivery segment ("DSD") with sales within specific markets in the United States and Canada, accounted for approximately 29%, 28% and 29% of the Company's net sales for the years ended December 31, 2013, 2012 and 2011, respectively.

Credit Risk – The Company sells its products nationally and internationally, primarily to full service beverage distributors, retail grocery and specialty chains, wholesalers, club stores, drug chains, mass merchandisers, convenience chains, health food distributors and food service customers. The Company performs ongoing credit evaluations of its customers and generally does not require collateral. The Company maintains reserves for estimated credit losses, and historically, such losses have been within management's expectations.

Fair Value of Financial Instruments – The carrying value of the Company's financial instruments, including cash and cash equivalents, accounts receivable, accounts payable and accrued liabilities, approximate fair value due to the relatively short maturity of the respective instruments.

Use of Estimates – The preparation of the consolidated financial statements in conformity with GAAP requires management to make estimates and assumptions that affect the reported amounts of assets and liabilities and disclosure of contingent assets and liabilities at the date of the financial statements and the reported amounts of revenues and expenses during the reporting period. Actual results could differ from those estimates.

[Table of Contents](#)

MONSTER BEVERAGE CORPORATION AND SUBSIDIARIES
NOTES TO CONSOLIDATED FINANCIAL STATEMENTS
(Tabular Dollars in Thousands, Except Per Share Amounts)

Recent Accounting Pronouncements – In July 2013, the FASB issued Accounting Standards Update ("ASU") No. 2013-11, "Income Taxes (Topic 740): Presentation of an Unrecognized Tax Benefit when a Net Operating Loss Carryforward, a Similar Tax Loss, or a Tax Credit Carryforward Exists (a consensus of the FASB Emerging Issues Task Force)". The amendments in this ASU provide guidance on the financial statements presentation of an unrecognized tax benefit when a net operating loss carryforward, a similar tax loss, or a tax credit carryforward exists. An unrecognized tax benefit should be presented in the financial statements as a reduction to a deferred tax asset for a net operating loss carryforward, a similar tax loss, or a tax credit carryforward with certain exceptions, in which case such an unrecognized tax benefit should be presented in the financial statements as a liability. The amendments in this ASU do not require new recurring disclosures. The amendments in this ASU are effective for fiscal years, and interim periods within those years, beginning after December 15, 2013. The amendments in ASU No. 2013-11 are not expected to have a material impact on the Company's financial position, results of operations or liquidity.

In February 2013, the FASB issued ASU No. 2013-02, "Comprehensive Income (Topic 220): Reporting of Amounts Reclassified Out of Accumulated Other Comprehensive Income". ASU 2013-02 requires an entity to provide information about the amounts reclassified out of accumulated other comprehensive income by component. In addition, an entity is required to present, either on the face of the statement where net income is presented or in the notes, significant amounts reclassified out of accumulated other comprehensive income by the respective line items of net income, but only if the amount reclassified is required under GAAP to be reclassified to net income in its entirety in the same reporting period. For other amounts that are not required under GAAP to be reclassified in their entirety to net income, an entity is required to cross-reference to other disclosures required under GAAP that provide additional detail about those amounts. The guidance became effective for the Company on January 1, 2013. The adoption of ASU 2013-02 did not have a material impact on the Company's financial position, results of operations or liquidity.

[Table of Contents](#)

MONSTER BEVERAGE CORPORATION AND SUBSIDIARIES
NOTES TO CONSOLIDATED FINANCIAL STATEMENTS

(Tabular Dollars in Thousands, Except Per Share Amounts)

2. INVESTMENTS

The following table summarizes the Company's investments at:

		Gross Unrealized Holding Gains	Gross Unrealized Holding Losses	Fair Value	Continuous Unrealized Loss Position less than 12 Months	Continuous Unrealized Loss Position greater than 12 Months
December 31, 2013	Amortized Cost					
Held-to-Maturity						
Short-term:						
Certificates of deposit	\$ 22,045	\$ -	\$ -	\$ 22,045	\$ -	\$ -
Commercial paper	5,991	-	-	5,991	-	-
Municipal securities	367,819	48	-	367,867	-	-
Total	<u>\$ 395,855</u>	<u>\$ 48</u>	<u>\$ -</u>	<u>395,903</u>	<u>\$ -</u>	<u>\$ -</u>
Trading						
Short-term:						
Auction rate securities				6,392		
Long-term:						
Auction rate securities				9,792		
Total				<u>\$ 412,087</u>		
December 31, 2012	Amortized Cost	Gross Unrealized Holding Gains	Gross Unrealized Holding Losses	Fair Value	Continuous Unrealized Loss Position less than 12 Months	Continuous Unrealized Loss Position greater than 12 Months
Held-to-Maturity						
Short-term:						
U.S. Treasuries	\$ 16,040	\$ -	\$ -	\$ 16,040	\$ -	\$ -
Certificates of deposit	2,201	-	-	2,201	-	-
Municipal securities	77,038	-	11	77,027	11	-
Available-for-sale						
Long-term:						
Auction rate securities	3,310	2,483	-	5,793	-	-
Total	<u>\$ 98,589</u>	<u>\$ 2,483</u>	<u>\$ 11</u>	<u>101,061</u>	<u>\$ 11</u>	<u>\$ -</u>
Trading						
Short-term:						
Auction rate securities				1,763		
Long-term:						
Auction rate securities				15,600		
Total				<u>\$ 118,424</u>		

During the year ended December 31, 2013, the Company recognized \$2.5 million of realized gains on the sale of available-for-sale investments. Realized gains or losses on the sale of all other investments during the year ended December 31, 2013 were not significant. During the years ended December 31, 2012 and 2011, realized gains or losses recognized on the sale of investments were not significant.

[Table of Contents](#)

MONSTER BEVERAGE CORPORATION AND SUBSIDIARIES
NOTES TO CONSOLIDATED FINANCIAL STATEMENTS
(Tabular Dollars in Thousands, Except Per Share Amounts)

The Company recognized a net gain (loss) through earnings on its trading securities as follows for the years ended:

	2013	2012	2011
(Loss) on transfer from available-for-sale to trading	\$ -	\$ -	\$ (2,438)
Gain on trading securities sold	255	1,130	2,604
Gain (loss) on trading securities held	816	753	(210)
Gain (loss) on trading securities	<u>\$ 1,071</u>	<u>\$ 1,883</u>	<u>\$ (44)</u>

The Company's investments at December 31, 2013 and 2012 in U.S. Treasuries, certificates of deposit, commercial paper and/or municipal securities carried investment grade credit ratings. All of the Company's investments at December 31, 2013 in municipal, educational or other public body securities with an auction reset feature ("auction rate securities") also carried investment grade credit ratings. A portion of the Company's investments at December 31, 2012 in auction rate securities carried investment grade credit ratings.

The following table summarizes the underlying contractual maturities of the Company's investments at:

	December 31, 2013		December 31, 2012	
	Amortized Cost	Fair Value	Amortized Cost	Fair Value
Less than 1 year:				
U.S. Treasuries	\$ -	\$ -	\$ 16,040	\$ 16,040
Certificates of deposit	22,045	22,045	2,201	2,201
Commercial paper	5,991	5,991	-	-

Municipal securities	367,819	367,867	77,038	77,027
U.S. government agency securities	-	-	-	-
Due 11 - 20 years:				
Auction rate securities	11,102	11,102	10,748	10,748
Due 21 - 30 years:				
Auction rate securities	5,082	5,082	9,925	12,408
Total	<u>\$ 412,039</u>	<u>\$ 412,087</u>	<u>\$ 115,952</u>	<u>\$ 118,424</u>

3. FAIR VALUE OF CERTAIN FINANCIAL ASSETS AND LIABILITIES

ASC 820 provides a framework for measuring fair value and requires expanded disclosures regarding fair value measurements. ASC 820 defines fair value as the price that would be received to sell an asset or paid to transfer a liability in an orderly transaction between market participants at the measurement date. ASC 820 also establishes a fair value hierarchy which requires an entity to maximize the use of observable inputs, where available. The three levels of inputs required by the standard that the Company uses to measure fair value are summarized below.

- **Level 1:** Quoted prices in active markets for identical assets or liabilities.
- **Level 2:** Observable inputs other than Level 1 prices, such as quoted prices for similar assets or liabilities; quoted prices in markets that are not active; or other inputs that are observable or can be corroborated by observable market data for substantially the full term of the related assets or liabilities.

[Table of Contents](#)

MONSTER BEVERAGE CORPORATION AND SUBSIDIARIES

NOTES TO CONSOLIDATED FINANCIAL STATEMENTS

(Tabular Dollars in Thousands, Except Per Share Amounts)

- **Level 3:** Unobservable inputs that are supported by little or no market activity and that are significant to the fair value of the assets or liabilities.

ASC 820 requires the use of observable market inputs (quoted market prices) when measuring fair value and requires a Level 1 quoted price to be used to measure fair value whenever possible.

The following tables present the Company's held-to-maturity investments at amortized cost as well as the fair value of the Company's financial assets that are recorded at fair value on a recurring basis, segregated among the appropriate levels within the fair value hierarchy at:

December 31, 2013	Level 1	Level 2	Level 3	Total
Cash	\$ 139,300	\$ -	\$ -	\$ 139,300
Money market funds	60,102	-	-	60,102
Certificates of deposit	-	22,045	-	22,045
Commercial paper	-	5,991	-	5,991
Municipal securities	-	379,766	-	379,766
Auction rate securities	-	-	16,184	16,184
Put option related to auction rate securities	-	-	1,092	1,092
Total	<u>\$ 199,402</u>	<u>\$ 407,802</u>	<u>\$ 17,276</u>	<u>\$ 624,480</u>

Amounts included in:

Cash and cash equivalents	\$ 199,402	\$ 11,947	\$ -	\$ 211,349
Short-term investments	-	395,855	6,392	402,247
Investments	-	-	9,792	9,792
Prepaid expenses and other current assets	-	-	486	486
Other assets	-	-	606	606
Total	<u>\$ 199,402</u>	<u>\$ 407,802</u>	<u>\$ 17,276</u>	<u>\$ 624,480</u>

December 31, 2012	Level 1	Level 2	Level 3	Total
Cash	\$ 147,113	\$ -	\$ -	\$ 147,113
Money market funds	63,974	-	-	63,974
U.S. Treasuries	-	24,065	-	24,065
Certificates of deposit	-	5,603	-	5,603
Municipal securities	-	77,038	-	77,038
Auction rate securities	-	-	23,156	23,156
Put option related to auction rate securities	-	-	1,929	1,929
Total	<u>\$ 211,087</u>	<u>\$ 106,706</u>	<u>\$ 25,085</u>	<u>\$ 342,878</u>

Amounts included in:

Cash and cash equivalents	\$ 211,087	\$ 11,427	\$ -	\$ 222,514
---------------------------	------------	-----------	------	------------

Short-term investments	-	95,279	1,763	97,042
Investments	-	-	21,393	21,393
Prepaid expenses and other current assets	-	-	225	225
Other assets	-	-	1,704	1,704
Total	\$ 211,087	\$ 106,706	\$ 25,085	\$ 342,878

The majority of the Company’s short-term investments are classified within Level 1 or Level 2 of the fair value hierarchy. The Company’s valuation of its Level 1 investments, which include money market funds, is based on quoted market prices in active markets for identical securities. The Company’s valuation of its Level 2 investments, which include U.S. Treasuries, certificates of deposit, commercial paper and municipal securities, is based on other observable inputs, specifically a market approach which

[Table of Contents](#)

MONSTER BEVERAGE CORPORATION AND SUBSIDIARIES
NOTES TO CONSOLIDATED FINANCIAL STATEMENTS
(Tabular Dollars in Thousands, Except Per Share Amounts)

utilizes valuation models, pricing systems, mathematical tools and other relevant information for the same or similar securities. There were no transfers between Level 1 and Level 2 measurements during the year ended December 31, 2013 or the year ended December 31, 2012, and there were no changes in the Company’s valuation techniques.

The Company’s Level 3 assets are comprised of auction rate securities and put options. The Company’s Level 3 valuation utilized a mark-to-model approach which included estimates for interest rates, timing and amount of cash flows, credit and liquidity premiums, as well as expected holding periods for the auction rate securities. These assumptions are typically volatile and subject to change as the underlying data sources and market conditions evolve. A significant change in any single input could have a significant valuation impact; however, no single input has a more significant impact on valuation than another. There were no changes in the Company’s valuation techniques of its Level 3 assets during the year ended December 31, 2013.

The following table presents quantitative information related to the significant unobservable inputs utilized in the Company’s Level 3 recurring fair value measurements as of December 31, 2013.

	Valuation Technique	Unobservable Input	Range (Weighted-Average)
Auction Rate Securities	Discounted cash flow	Maximum rate probability	0.57%-2.30% (1.34%)
		Principal returned probability	85.84%-94.93% (87.13%)
		Default probability	4.18%-12.08% (11.53%)
		Liquidity risk	3.00%-3.00% (3.00%)
		Recovery rate	60-60 (60)
Put Options	Discounted cash flow	Counterparty risk	0.47%-0.76% (0.59%)

At December 31, 2013, the Company held auction rate securities with a face value of \$17.2 million (amortized cost basis of \$16.2 million). A Level 3 valuation was performed on the Company’s auction rate securities as of December 31, 2013 resulting in a fair value of \$16.2 million for the Company’s trading auction rate securities (after a \$1.0 million impairment), which are included in short-term and long-term investments.

In June 2011, the Company entered into an agreement (the “2011 ARS Agreement”), related to \$24.5 million of par value auction rate securities (the “2011 ARS Securities”). Under the 2011 ARS Agreement, the Company has the right to sell the 2011 ARS Securities including all accrued but unpaid interest thereon (the “2011 Put Option”) as follows: (i) on or after July 1, 2013, up to \$1.0 million aggregate par value; (ii) on or after October 1, 2013, up to an additional \$1.0 million aggregate par value; and (iii) in quarterly installments thereafter based on a formula of the then outstanding 2011 ARS Securities, as adjusted for normal market redemptions, with full sale rights available on or after April 1, 2016. The 2011 ARS Securities will continue to accrue interest until redeemed through the 2011 Put Option, or as determined by the auction process, or should the auction process fail, the terms outlined in the prospectus of the respective 2011 ARS Securities. Under the 2011 ARS Agreement, the Company has the obligation, should it receive written notification from the put issuer, to sell the 2011 ARS Securities at par plus all accrued but unpaid interest. During the year ended December 31, 2013, \$2.0 million of 2011 ARS Securities were redeemed at par through the exercise of a portion of the 2011 Put Option and \$0.3 million of 2011 ARS Securities were redeemed at par through normal market channels (\$1.3 million and \$3.7 million of 2011 ARS Securities were redeemed at par through normal market channels during the years ended December 31, 2012 and 2011, respectively). Subsequent to December 31, 2013, \$1.7 million of 2011 ARS Securities were redeemed at par through the exercise of a portion of the 2011 Put Option. The 2011 Put Option does not meet the definition of derivative instruments under ASC 815.

[Table of Contents](#)

MONSTER BEVERAGE CORPORATION AND SUBSIDIARIES
NOTES TO CONSOLIDATED FINANCIAL STATEMENTS
(Tabular Dollars in Thousands, Except Per Share Amounts)

Therefore, the Company elected the fair value option under ASC 825-10 in accounting for the 2011 Put Option. As of December 31, 2013, the Company recorded \$1.1 million as the fair market value of the 2011 Put Option, included in prepaid expenses and other current assets, as well as in other assets, in the condensed consolidated balance sheet.

In March 2010, the Company entered into an agreement (the “2010 ARS Agreement”), related to \$54.2 million of par value auction rate securities (the “2010 ARS Securities”). Under the 2010 ARS Agreement, the Company had the right, but not the obligation, to sell the 2010 ARS Securities including all accrued but unpaid interest thereon (the “2010 Put Option”), under various terms. During the three-months ended March 31, 2012, the remaining \$15.7 million of par value 2010 ARS Securities were redeemed at par through the exercise of the 2010 Put Option, which exhausted the Company’s rights under the 2010 ARS Agreement (as of December 31, 2011, \$38.5 million of par value 2010 ARS Securities had been redeemed at par through the exercise of the 2010 Put Option as well as through normal market channels).

The net effect of (i) the revaluation of the 2011 Put Option as of December 31, 2013; (ii) the redemption at par of certain 2011 ARS Securities; (iii) the revaluation of the Company’s trading auction rate securities as of December 31, 2013; and (iv) a recognized gain resulting from the redemption of previously other-than-temporary impaired securities; resulted in a gain of \$2.7 million, which is included in other (expense) income for the year ended December 31, 2013. The net effect of (i) the revaluation of the 2011 Put Option as of December 31, 2012; (ii) the revaluation of the Company’s trading auction rate securities as of December 31, 2012; (iii) the redemption at par of certain 2011 ARS Securities; (iv) the redemption at par of certain 2010 ARS Securities, including those redeemed at par through the exercise of the 2010 Put Option; and (v) a recognized gain resulting from the redemption at par of a previously other-than-temporary impaired security; resulted in a gain of \$0.8 million, which is included in other income (expense) for the year ended December 31, 2012. The net effect of (i) the acquisition of the 2011 Put Option during the second fiscal quarter of 2011; (ii) the revaluation of the 2011 Put Option and the 2010 Put Option as of December 31, 2011; (iii) the transfer from available-for-sale to trading of the 2011 ARS Securities during the second fiscal quarter of 2011; (iv) the revaluation of the Company’s trading auction rate securities as of December 31, 2011; (v) the redemption at par of certain 2011 ARS Securities and 2010 ARS Securities, including those redeemed at par through the exercise of the 2010 Put Option; and (vi) a recognized gain resulting from the redemption at par of a previously other-than-temporary impaired security during the first fiscal quarter of 2011, resulted in a (loss) of (\$0.8) million included in other (expense) income for the year ended December 31, 2011.

[Table of Contents](#)

MONSTER BEVERAGE CORPORATION AND SUBSIDIARIES
NOTES TO CONSOLIDATED FINANCIAL STATEMENTS
(Tabular Dollars in Thousands, Except Per Share Amounts)

The following table provides a summary reconciliation of the Company’s financial assets that are recorded at fair value on a recurring basis using significant unobservable inputs (Level 3):

	December 31, 2013		December 31, 2012	
	Auction Rate Securities	Put Options	Auction Rate Securities	Put Options
Opening Balance	\$ 23,156	\$ 1,929	\$ 35,852	\$ 3,041
Transfers into Level 3	-	-	-	-
Transfers out of Level 3	-	-	-	-
Total gains (losses) for the period:				
Included in earnings	3,553	(837)	1,897	(1,112)
Included in other comprehensive income	(2,482)	-	2,482	-
Settlements	(8,043)	-	(17,075)	-
Closing Balance	<u>\$ 16,184</u>	<u>\$ 1,092</u>	<u>\$ 23,156</u>	<u>\$ 1,929</u>

4. INVENTORIES

Inventories consist of the following at December 31:

	2013	2012
Raw materials	\$ 68,088	\$ 65,010
Finished goods	153,361	138,096
	<u>\$ 221,449</u>	<u>\$ 203,106</u>

5. PROPERTY AND EQUIPMENT, Net

Property and equipment consist of the following at December 31:

	2013	2012
Land	\$ 5,382	\$ 5,382
Leasehold improvements	2,222	2,300

Furniture and fixtures	3,474	2,087
Office and computer equipment	14,135	8,981
Computer software	791	1,135
Equipment	62,552	48,427
Building	33,468	21,998
Vehicles	30,442	26,037
	152,466	116,347
Less: accumulated depreciation and amortization	(64,323)	(47,210)
	<u>\$ 88,143</u>	<u>\$ 69,137</u>

[Table of Contents](#)

MONSTER BEVERAGE CORPORATION AND SUBSIDIARIES
NOTES TO CONSOLIDATED FINANCIAL STATEMENTS
(Tabular Dollars in Thousands, Except Per Share Amounts)

6. INTANGIBLES, Net

The following provides additional information concerning the Company's intangibles as of December 31:

	2013	2012
Amortizing intangibles	\$ 1,076	\$ 1,061
Accumulated amortization	(590)	(553)
	486	508
Non-amortizing intangibles	65,288	54,140
	<u>\$ 65,774</u>	<u>\$ 54,648</u>

All amortizing intangibles have been assigned an estimated finite useful life and such intangibles are amortized on a straight-line basis over the number of years that approximate their respective useful lives ranging from one to 25 years (weighted-average life of 20 years). Total amortization expense recorded was \$0.05 million for each of the years ended December 31, 2013, 2012 and 2011, respectively. As of December 31, 2013, future estimated amortization expense related to amortizing intangibles through the year ending December 31, 2018 is approximately \$0.05 million per year.

7. DISTRIBUTION AGREEMENTS

Pursuant to new and/or amended distribution agreements entered into with certain distributors, amounts of \$9.7 million from such distributors, relating to the costs associated with terminating agreements with the Company's prior distributors, were recorded for the year ended December 31, 2013. Such amounts have been accounted for as deferred revenue in the accompanying condensed consolidated balance sheets and are recognized as revenue ratably over the anticipated life of the respective distribution agreement, generally 20 years. Revenue recognized was \$8.4 million, \$8.2 million and \$9.3 million for years ended December 31, 2013, 2012 and 2011, respectively.

The Company incurred termination costs to certain of its prior distributors amounting to \$10.8 million, \$1.5 million and \$1.1 million in aggregate for the years ended December 31, 2013, 2012 and 2011, respectively. Such termination costs have been expensed in full and are included in operating expenses for the years ended December 31, 2013, 2012 and 2011. Accrued distributor terminations included in accrued liabilities in the accompanying consolidated balance sheets as of December 31, 2013 and December 31, 2012 were \$2.3 million and \$0.9 million, respectively.

8. DEBT

The Company entered into a credit facility with Comerica Bank ("Comerica") consisting of a revolving line of credit, which was amended in June 2013, under which the Company may borrow up to \$10.0 million of non-collateralized debt. The revolving line of credit is effective through June 1, 2015. Interest on borrowings under the line of credit is based on Comerica's base (prime) rate minus 1% to 1.5%, or London Interbank Offered Rates plus an additional percentage of 1.25% to 1.75%, depending upon certain financial ratios maintained by the Company. The Company had no outstanding borrowings on this line of credit at December 31, 2013. Under this revolving line of credit, the Company may also issue standby Letters of Credit with an aggregate amount of up to \$4.0 million. The fee on the standby Letters of Credit ranges from 1.00% to 1.50% depending upon certain financial ratios maintained by the Company. The Company had no outstanding standby Letters of Credit at December 31, 2013.

The Company's debt of \$1.3 million and \$0.5 million at December 31, 2013 and 2012, respectively, consisted of capital leases, collateralized by vehicles, payable over 12 months in monthly installments at various effective interest rates, with final payments ending on or before December 31, 2014.

MONSTER BEVERAGE CORPORATION AND SUBSIDIARIES
NOTES TO CONSOLIDATED FINANCIAL STATEMENTS
(Tabular Dollars in Thousands, Except Per Share Amounts)

At December 31, 2013 and 2012, the assets acquired under capital leases had a net book value of \$4.2 million and \$3.2 million, net of accumulated depreciation of \$2.3 million and \$2.5 million, respectively.

Interest expense for capital lease obligations amounted to \$0.05 million for each of the years ended December 31, 2013, 2012 and 2011, respectively.

9. COMMITMENTS AND CONTINGENCIES

The Company is obligated under various non-cancellable lease agreements providing for office space, warehouse space, and automobiles that expire at various dates through the year 2019.

Rent expense under operating leases was \$7.4 million, \$4.6 million and \$4.1 million for the years ended December 31, 2013, 2012 and 2011, respectively.

Future minimum rental payments at December 31, 2013 under the operating leases referred to above are as follows:

Year Ending December 31:

2014	\$	5,050
2015		4,958
2016		4,207
2017		1,089
2018		493
2019 and thereafter		1,577
	\$	<u>17,374</u>

Contractual obligations – The Company has the following contractual obligations related primarily to sponsorships and other commitments as of December 31, 2013:

Year Ending December 31:

2014	\$	60,241
2015		23,505
2016		9,694
2017		500
2018		-
2019 and thereafter		-
	\$	<u>93,940</u>

On August 12, 2013, the Company moved into its new corporate headquarters located in Corona, CA, which was previously acquired by the Company in October 2012.

Purchase Commitments – The Company has purchase commitments aggregating approximately \$44.5 million at December 31, 2013, which represent commitments made by the Company and its subsidiaries to various suppliers of raw materials for the production of its products. These obligations vary in terms, but are generally satisfied within one year.

MONSTER BEVERAGE CORPORATION AND SUBSIDIARIES
NOTES TO CONSOLIDATED FINANCIAL STATEMENTS
(Tabular Dollars in Thousands, Except Per Share Amounts)

The Company purchases various raw material items, including, but not limited to, flavors, ingredients, dietary ingredients, containers, milk, cream and protein, from a limited number of resources. An interruption in supply from any of such resources could result in the Company's inability to produce certain products for limited or possibly extended periods of time. The aggregate value of purchases from suppliers of such limited resources described above for the years ended December 31, 2013, 2012 and 2011 was \$282.5 million, \$264.2 million and \$279.5 million, respectively.

Value Added Tax ("VAT") – The Company sought guidance from Her Majesty's Revenue & Customs ("HMRC"), the VAT taxing authority in the United Kingdom, to ascertain if the Company should have charged VAT to certain customers in the United Kingdom on a portion of the Company's sales to those customers beginning in 2010. The Company did not receive conclusive guidance from HMRC and is considering alternative ways to clarify its tax position on this matter. Should it be determined that the Company should have charged VAT on

such sales, the VAT would represent only a pass-through tax to our customers in the United Kingdom. Therefore, any related adjustment should represent an accounts receivable and accounts payable gross-up on the balance sheet and have no impact on the Company's results of operations. The Company estimates the maximum amount of the potential VAT pass-through tax to be \$49.7 million at December 31, 2013 (\$33.2 million at December 31, 2012). If it is determined that the Company should have charged VAT on such sales, it is possible that a tax penalty may be assessed by HMRC. However, the Company believes any such penalty would not have a material impact on its financial position, results of operations or liquidity.

Guarantees – The Company from time to time enters into certain types of contracts that contingently require the Company to indemnify parties against third party claims. These contracts primarily relate to: (i) certain agreements with the Company's officers, directors and employees under which the Company may be required to indemnify such persons for liabilities arising out of their employment relationship, (ii) certain distribution or purchase agreements under which the Company may have to indemnify the Company's customers from any claim, liability or loss arising out of any actual or alleged injury or damages suffered in connection with the consumption or purchase of the Company's products or the use of Company trademarks, and (iii) certain real estate leases, under which the Company may be required to indemnify property owners for liabilities and other claims arising from the Company's use of the applicable premises. The terms of such obligations vary and typically, a maximum obligation is not explicitly stated. Generally, the Company believes that its insurance coverage is adequate to cover any resulting liabilities or claims.

Litigation – On October 17, 2012, Wendy Crossland and Richard Fournier filed a lawsuit in the Superior Court of the State of California, County of Riverside, styled *Wendy Crossland and Richard Fournier v. Monster Beverage Corporation*, against the Company claiming that the death of their 14 year old daughter (Anais Fournier) was caused by her consumption of two 24-ounce Monster Energy® drinks over the course of two days in December 2011. The plaintiffs allege strict product liability, negligence, fraudulent concealment, breach of implied warranties and wrongful death. The plaintiffs claim general damages in excess of \$25,000 and punitive damages. The Company filed a demurrer and a motion to strike the plaintiffs' complaint on November 19, 2012, and the plaintiffs filed a first amended complaint on December 19, 2012. The Company filed its answer to the first amended complaint on June 7, 2013. The parties attended a court ordered mediation on January 23, 2014. Discovery has commenced but no trial date has been set. The Company believes that the plaintiffs' complaint is without merit and plans a vigorous defense. The Company also believes that any such damages, if awarded, would not have a material adverse effect on the Company's financial position or results of operations.

The Company has also been named as a defendant in other complaints containing similar allegations to those presented in the Fournier lawsuit, each of which the Company believes is also without merit and would not have a material adverse effect on the Company's financial position or results of operations in the event any damages were awarded.

[Table of Contents](#)

MONSTER BEVERAGE CORPORATION AND SUBSIDIARIES
NOTES TO CONSOLIDATED FINANCIAL STATEMENTS
(Tabular Dollars in Thousands, Except Per Share Amounts)

Securities Litigation – On September 11, 2008, a federal securities class action complaint styled *Cunha v. Hansen Natural Corp., et al.* was filed in the United States District Court for the Central District of California (the "District Court"). On September 17, 2008, a second federal securities class action complaint styled *Brown v. Hansen Natural Corp., et al.* was also filed in the District Court. After the District Court consolidated the two actions and appointed the Structural Ironworkers Local Union #1 Pension Fund as lead plaintiff, a Consolidated Complaint for Violations of Federal Securities Laws was filed on August 28, 2009 (the "Consolidated Class Action Complaint").

The Consolidated Class Action Complaint purported to be brought on behalf of a class of purchasers of the Company's stock during the period November 9, 2006 through November 8, 2007 (the "Class Period"). It named as defendants the Company, Rodney C. Sacks, Hilton H. Schlosberg, and Thomas J. Kelly. Plaintiff principally alleged that, during the Class Period, the defendants made false and misleading statements relating to the Company's distribution coordination agreements with Anheuser-Busch, Inc. ("AB") and its sales of "Allied" energy drink lines, and engaged in sales of shares in the Company on the basis of material non-public information. Plaintiff also alleged that the Company's financial statements for the second quarter of 2007 did not include certain promotional expenses. The Consolidated Class Action Complaint alleged violations of Sections 10(b) and 20(a) of the Securities Exchange Act of 1934, as amended (the "Exchange Act") and Rule 10b-5 promulgated thereunder, and sought an unspecified amount of damages.

The District Court dismissed the Consolidated Class Action Complaint, with leave to amend, on July 12, 2010. Plaintiff thereafter filed a Consolidated Amended Class Action Complaint for Violations of Federal Securities Laws on August 27, 2010 (the "Amended Class Action Complaint"). While similar in many respects to the Consolidated Class Action Complaint, the Amended Class Action Complaint dropped certain of the allegations set forth in the Consolidated Class Action Complaint and made certain new allegations, including that the Company engaged in "channel stuffing" during the Class Period that rendered false or misleading the Company's reported sales results and certain other statements made by the defendants. In addition, it no longer named Thomas J. Kelly as a defendant.

On September 4, 2012, the District Court dismissed certain of the claims in the Amended Class Action Complaint, including plaintiff's allegations relating to promotional expenses, but denied defendants' motion to dismiss with regard to the majority of plaintiff's claims, including plaintiff's channel stuffing allegations. Plaintiff filed a motion seeking class certification on December 6, 2012, which the court denied, without prejudice, on January 17, 2014. Fact discovery in the action was stayed pending resolution of the class certification motion.

Following a mediation conducted by an independent mediator, the parties are currently negotiating the terms of a possible settlement of the action. On February 11, 2014, the District Court entered an Order staying the action to allow the parties time to complete their negotiations and to prepare and file papers seeking approval of any proposed settlement. A status conference is scheduled for March 13, 2014. Management

believes that any potential settlement, if completed, will be fully paid by insurance and will not have a material adverse effect on the Company's financial position or results of operations.

State Attorney General Inquiry – In July 2012, the Company received a subpoena from a state attorney general in connection with an investigation concerning the Company's advertising, marketing, promotion, ingredients, usage and sale of its Monster Energy® brand of energy drinks. As the investigation is in an early stage, it is unknown what, if any, action the state attorney general may take

[Table of Contents](#)

MONSTER BEVERAGE CORPORATION AND SUBSIDIARIES
NOTES TO CONSOLIDATED FINANCIAL STATEMENTS
(Tabular Dollars in Thousands, Except Per Share Amounts)

against the Company, the relief which may be sought in the event of any such proceeding or whether such proceeding could have a material adverse effect on the Company's business, financial condition or results of operations.

San Francisco City Attorney Litigation. On October 31, 2012, the Company received a written request for information from the City Attorney for the City and County of San Francisco concerning the Company's advertising and marketing of its Monster Energy® brand of energy drinks and specifically concerning the safety of its products for consumption by adolescents. In a letter dated March 29, 2013, the San Francisco City Attorney threatened to bring suit against the Company if it did not agree to take the following five steps immediately: (i) "Reformulate its product to lower the caffeine content to safe levels"; (ii) "Provide adequate warning labels"; (iii) "Cease promoting overconsumption in marketing"; (iv) "Cease use of alcohol and drug references in marketing"; and (v) "Cease targeting minors."

On April 29, 2013, the Company and its wholly owned subsidiary, Monster Energy Company, filed a complaint for declaratory and injunctive relief against the San Francisco City Attorney in United States District Court for the Central District of California (the "Central District Court"), styled *Monster Beverage Corp., et al. v. Dennis Herrera*. The Company seeks a declaration from the Central District Court that the San Francisco City Attorney's investigation and demands are impermissible and preempted, subject to the doctrine of primary jurisdiction, are unconstitutional in that they violate the First and Fourteenth Amendments' prohibitions against compelled speech, content-based speech and commercial speech, are impermissibly void-for-vagueness, and/or violate the Commerce Clause. On June 3, 2013, the City Attorney filed a motion to dismiss the Company's complaint, arguing in part that the complaint should be dismissed in light of the San Francisco Action (described below) filed on May 6, 2013. On August 22, 2013, the Central District Court granted in part and denied in part the City Attorney's motion.

On October 17, 2013 (after the San Francisco Action described below was remanded to San Francisco Superior Court), the City Attorney filed a renewed motion to dismiss and on December 16, 2013, the Central District Court granted the City Attorney's renewed motion, dismissing the action. The Company filed a Notice of Appeal to the Ninth Circuit on December 18, 2013.

On May 6, 2013, the San Francisco City Attorney filed a complaint for declaratory and injunctive relief, civil penalties and restitution for alleged violation of California's Unfair Competition Law, Business & Professions Code sections 17200, et seq., styled *People Of The State Of California ex rel. Dennis Herrera, San Francisco City Attorney v. Monster Beverage Corporation*, San Francisco Superior Court (the "San Francisco Action"). The City Attorney alleges that the Company (1) mislabeled its products as a dietary supplement, in violation of California's Sherman Food, Drug and Cosmetic Law, California Health & Safety Code sections 109875 et. seq.; (2) is selling an "adulterated" product because caffeine is not generally recognized as safe ("GRAS") due to the alleged lack of scientific consensus concerning the safety of the levels of caffeine in the Company's products; and (3) is engaged in unfair and misleading business practices because its marketing (a) does not disclose the health risks that energy drinks pose for children and teens; (b) fails to warn against and promotes unsafe consumption; (c) implicitly promotes mixing of energy drinks with alcohol or drugs; and (d) is deceptive because it includes unsubstantiated claims about the purported special benefits of its "killer" ingredients and "energy blend." The City Attorney seeks a declaration that the Company has engaged in unfair and unlawful business acts and practices in violation of the Unfair Competition Law; an injunction from performing or proposing to perform any acts in violation of the Unfair Competition Law; restitution; and civil penalties. On June 3, 2013, the Company removed the case to the United States District Court for the Northern District of California (the "Northern District Court"). On July 3, 2013, the City Attorney filed a motion to remand the case back to state court. On September 18, 2013, the Northern District Court granted the City Attorney's motion to remand the San Francisco Action back to state court.

[Table of Contents](#)

MONSTER BEVERAGE CORPORATION AND SUBSIDIARIES
NOTES TO CONSOLIDATED FINANCIAL STATEMENTS
(Tabular Dollars in Thousands, Except Per Share Amounts)

On January 15, 2014, the Company filed a demurrer to and motion to strike allegations in the complaint in the San Francisco Action. The demurrer and motion to strike are currently scheduled for a hearing on March 4, 2014. The Company denies that it has violated the Unfair Competition Law or any other law and believes that the City Attorney's claims and demands are preempted and unconstitutional, as alleged in the action the Company filed in the Central District Court. The Company intends to vigorously defend against this lawsuit. At this time, no evaluation of the likelihood of an unfavorable outcome or range of potential loss can be expressed.

In addition to the above matters, the Company has been named as a defendant in various false advertising putative class actions and in a private attorney general action. In these actions, plaintiffs allege that defendants misleadingly labeled and advertised Monster Energy® brand products that allegedly were ineffective for the advertised benefits (including, but not limited to, an allegation that the products do not hydrate as advertised because they contain caffeine). The plaintiffs further allege that the Monster Energy® brand products at issue are unsafe because they contain one or more ingredients that allegedly could result in illness, injury or death. In connection with these product safety allegations, the plaintiffs claim that the product labels did not provide adequate warnings and/or that the Company did not include sufficiently specific statements with respect to contra-indications and/or adverse reactions associated with the consumption of its energy drink products (including, but not limited to, claims that certain ingredients, when consumed individually or in combination with other ingredients, could result in high blood pressure, palpitations, liver damage or other negative health effects and/or that the products themselves are unsafe). Based on these allegations, the plaintiffs assert claims for violation of state consumer protection statutes, including unfair competition and false advertising statutes, and for breach of warranty and unjust enrichment. In their prayers for relief, the plaintiffs seek, inter alia, compensatory and punitive damages, restitution, attorneys' fees, and, in some cases, injunctive relief. The Company regards these cases and allegations as having no merit. Furthermore, the Company is subject to litigation from time to time in the normal course of business, including intellectual property litigation and claims from terminated distributors. Although it is not possible to predict the outcome of such litigation, based on the facts known to the Company, management believes that such litigation in the aggregate will likely not have a material adverse effect on the Company's financial position or results of operations.

10. ACCUMULATED OTHER COMPREHENSIVE (LOSS) INCOME

The components of accumulated other comprehensive (loss) income are as follows at December 31:

	2013	2012
Accumulated net unrealized gain on available-for-sale securities, net of tax benefit of \$1.0 million	\$ -	\$ 1,525
Foreign currency translation adjustments	(1,233)	549
Total accumulated other comprehensive (loss) income	<u>\$ (1,233)</u>	<u>\$ 2,074</u>

[Table of Contents](#)

MONSTER BEVERAGE CORPORATION AND SUBSIDIARIES

NOTES TO CONSOLIDATED FINANCIAL STATEMENTS

(Tabular Dollars in Thousands, Except Per Share Amounts)

11. TREASURY STOCK PURCHASE

On November 13, 2012, the Company's Board of Directors authorized a share repurchase program for the repurchase of up to \$250.0 million of the Company's outstanding common stock (the "November 2012 Repurchase Plan"). During the year ended December 31, 2013, the Company purchased 0.257 million shares of common stock at an average purchase price of \$51.99 per share for a total amount of \$13.4 million (excluding broker commissions), which exhausted the availability under the November 2012 Repurchase Plan.

On April 7, 2013, the Company's Board of Directors authorized a new share repurchase program for the repurchase of up to \$200.0 million of the Company's outstanding common stock (the "April 2013 Repurchase Plan"). During the year ended December 31, 2013, the Company purchased 0.951 million shares of common stock at an average purchase price of \$56.98 per share for a total amount of \$54.2 million (excluding broker commissions).

During the year ended December 31, 2013, 1,415 shares were purchased from employees in lieu of cash payments for options exercised or withholding taxes due for a total amount of \$0.1 million. While such purchases are considered common stock repurchases, they are not counted as purchases against the Company's authorized share repurchase programs, including the November 2012 Repurchase Plan and the April 2013 Repurchase Plan.

12. STOCK-BASED COMPENSATION

The Company has two stock-based compensation plans under which shares were available for grant at December 31, 2013: the Monster Beverage Corporation 2011 Omnibus Incentive Plan (the "2011 Omnibus Incentive Plan") and the 2009 Monster Beverage Corporation Stock Incentive Plan for Non-Employee Directors (the "2009 Directors Plan").

The 2011 Omnibus Incentive Plan permits the granting of options, stock appreciation rights, restricted stock, restricted stock units, performance awards and other stock-based awards up to an aggregate of 14,500,000 shares of the common stock of the Company to employees or consultants of the Company and its subsidiaries. Shares authorized under the 2011 Omnibus Incentive Plan are reduced by 2.16 shares for each share granted or issued with respect to a Full Value Award. A Full Value Award is an award other than an incentive stock option, a non-qualified stock option, or a stock appreciation right, which is settled by the issuance of shares. Options granted under the 2011 Omnibus Incentive Plan may be incentive stock options under Section 422 of the Internal Revenue Code, as amended, or non-qualified stock options. The Compensation Committee of the Board of Directors (the "Compensation Committee") has sole and exclusive authority to grant stock awards to all employees who are not new hires and to all new hires who are subject to Section 16 of the Exchange Act. The Compensation Committee and the Executive Committee of the Board of Directors (the "Executive Committee") each independently has the authority to grant stock awards to new hires who are not Section 16 employees. Awards granted by the Executive Committee are not subject to approval or ratification by the Board or the Compensation Committee. Options granted under the 2011 Omnibus Incentive Plan generally vest over a five-

year period from the grant date and are generally exercisable up to 10 years after the grant date. As of December 31, 2013, 2,745,630 shares of the Company's common stock have been granted, net of cancellations, and 10,727,561 shares of the Company's common stock remain available for grant under the 2011 Omnibus Incentive Plan.

The 2009 Directors Plan permits the granting of options, stock appreciation rights (each, an "SAR"), and other stock-based awards to purchase up to an aggregate of 1,600,000 shares of common stock of the Company to non-employee directors of the Company. The 2009 Directors Plan is administered by the Board of Directors. Each award granted under the 2009 Directors Plan will be

[Table of Contents](#)

MONSTER BEVERAGE CORPORATION AND SUBSIDIARIES
NOTES TO CONSOLIDATED FINANCIAL STATEMENTS
(Tabular Dollars in Thousands, Except Per Share Amounts)

evidenced by a written agreement and will contain the terms and conditions that the Board of Directors deems appropriate. The Board of Directors may grant such awards on the last business day prior to the date of the annual meeting of stockholders. Any award granted under the 2009 Directors Plan will vest, with respect to 100% of such award, on the last business day prior to the date of the annual meeting, in the calendar year following the calendar year in which such award is granted. The Board of Directors may determine the exercise price per share of the Company's common stock under each option, but such price may not be less than 100% of the closing price of the Company's common stock on the date an option is granted. Option grants may be made under the 2009 Directors Plan for 10 years from June 4, 2009. The Board of Directors may also grant SARs, independently, or in connection with an option grant. The Board of Directors may determine the exercise price per share of the Company's common stock under each SAR, but such price may not be less than the greater of (i) the fair market value of a share on the date the SAR is granted and (ii) the price of the related option, if the SAR is granted in connection with an option grant. Additionally, the Board of Directors may grant other stock-based awards, which include awards of shares of the Company's common stock, restricted shares of the Company's common stock, and awards that are valued based on the fair market value of shares of the Company's common stock. SARs and other stock-based awards are subject to the general provisions of the 2009 Directors Plan. The Board of Directors may amend or terminate the 2009 Directors Plan at any time. As of December 31, 2013, options to purchase 70,655 shares of the Company's common stock had been granted under the 2009 Directors Plan, and options to purchase 1,529,345 shares of the Company's common stock remained available for grant.

The Company recorded \$28.8 million, \$28.4 million and \$19.4 million of compensation expense relating to outstanding options, restricted stock awards, stock appreciation rights and restricted stock units during the years ended December 31, 2013, 2012 and 2011, respectively.

The excess tax benefit realized for tax deductions from non-qualified stock option exercises, disqualifying dispositions of incentive stock options, vesting of restricted stock units and restricted stock awards for the years ended December 31, 2013, 2012 and 2011 was \$30.3 million, \$19.7 million and \$3.8 million, respectively.

Stock Options

Under the Company's stock-based compensation plans, all stock options granted as of December 31, 2013 were granted at prices based on the fair value of the Company's common stock on the date of grant. The Company records compensation expense for employee stock options based on the estimated fair value of the options on the date of grant using the Black-Scholes-Merton option pricing formula with the assumptions included in the table below. The Company records compensation expense for non-employee stock options based on the estimated fair value of the options as of the earlier of (1) the date at which a commitment for performance by the non-employee to earn the stock option is reached or (2) the date at which the non-employee's performance is complete, using the Black-Scholes-Merton option pricing formula with the assumptions included in the table below. The Company uses historical data to determine the exercise behavior, volatility and forfeiture rate of the options.

[Table of Contents](#)

MONSTER BEVERAGE CORPORATION AND SUBSIDIARIES
NOTES TO CONSOLIDATED FINANCIAL STATEMENTS
(Tabular Dollars in Thousands, Except Per Share Amounts)

The following weighted-average assumptions were used to estimate the fair value of options granted during:

	2013	2012	2011
Dividend yield	0.0 %	0.0 %	0.0 %
Expected volatility	47.5 %	48.1 %	53.6 %
Risk free interest rate	0.98 %	0.74 %	1.5 %
Expected term	5.7 Years	5.4 Years	5.8 Years

Expected Volatility: The Company uses historical volatility as it provides a reasonable estimate of the expected volatility. Historical volatility is based on the most recent volatility of the stock price over a period of time equivalent to the expected term of the option.

Risk-Free Interest Rate: The risk-free interest rate is based on the U.S. Treasury zero coupon yield curve in effect at the time of grant for the expected term of the option.

Expected Term: The Company's expected term represents the weighted-average period that the Company's stock options are expected to be outstanding. The expected term is based on expected time to post-vesting exercise of options by employees. The Company uses historical exercise patterns of previously granted options to derive employee behavioral patterns used to forecast expected exercise patterns.

The following table summarizes the Company's activities with respect to its stock option plans as follows:

Options	Number of Shares (In Thousands)	Weighted- Average Exercise Price Per Share	Weighted- Average Remaining Contractual Term (In Years)	Aggregate Intrinsic Value
Outstanding at January 1, 2013	14,000	\$ 12.12	4.1	\$ 572,530
Granted 01/01/13 - 03/31/13	636	\$ 47.36		
Granted 04/01/13 - 06/30/13	450	\$ 54.00		
Granted 07/01/13 - 09/30/13	-	\$ -		
Granted 10/01/13 - 12/31/13	106	\$ 57.76		
Exercised	(2,022)	\$ 10.51		
Cancelled or forfeited	(197)	\$ 27.28		
Outstanding at December 31, 2013	12,973	\$ 15.70	3.7	\$ 675,595
Vested and expected to vest in the future at December 31, 2013	12,639	\$ 14.89	3.6	\$ 668,379
Exercisable at December 31, 2013	10,401	\$ 9.38	2.7	\$ 607,302

96

[Table of Contents](#)

MONSTER BEVERAGE CORPORATION AND SUBSIDIARIES **NOTES TO CONSOLIDATED FINANCIAL STATEMENTS** **(Tabular Dollars in Thousands, Except Per Share Amounts)**

The following table summarizes information about stock options outstanding and exercisable at December 31, 2013:

Range of Exercise Prices (\$)	Options Outstanding			Options Exercisable	
	Number Outstanding (In Thousands)	Weighted Average Remaining Contractual Term (Years)	Weighted Average Exercise Price (\$)	Number Exercisable (In Thousands)	Weighted Average Exercise Price (\$)
\$2.09 - \$2.09	43	1.0	\$2.09	43	\$2.09
\$3.29 - \$3.29	4,400	1.2	\$3.29	4,400	\$3.29
\$5.72 - \$6.21	23	1.8	\$6.11	23	\$6.11
\$8.44 - \$8.44	2,445	1.9	\$8.44	2,445	\$8.44
\$11.36 - \$15.60	145	4.8	\$13.43	143	\$13.39
\$15.86 - \$15.86	1,777	4.4	\$15.86	1,777	\$15.86
\$15.94 - \$17.82	1,381	5.9	\$17.75	1,000	\$17.77
\$18.07 - \$47.13	1,796	7.3	\$33.11	553	\$24.05
\$47.65 - \$70.54	956	9.1	\$56.25	16	\$62.65
\$74.78 - \$74.78	7	8.5	\$74.78	1	\$74.78
	<u>12,973</u>	<u>3.7</u>	<u>\$15.70</u>	<u>10,401</u>	<u>\$9.38</u>

The weighted-average grant-date fair value of options granted during the years ended December 31, 2013, 2012 and 2011 was \$22.57 per share, \$25.21 per share and \$18.45 per share, respectively. The total intrinsic value of options exercised during the years ended December 31, 2013, 2012 and 2011 was \$91.6 million, \$248.8 million and \$23.0 million, respectively.

Cash received from option exercises under all plans for the years ended December 31, 2013, 2012 and 2011 was approximately \$21.3 million, \$10.3 million and \$20.3 million, respectively.

At December 31, 2013, there was \$40.3 million of total unrecognized compensation expense related to nonvested options granted to employees under the Company's share-based payment plans. That cost is expected to be recognized over a weighted-average period of 2.7 years.

Restricted Stock Awards and Restricted Stock Units

Stock-based compensation cost for restricted stock awards and restricted stock units is measured based on the closing fair market value of the Company's common stock at the date of grant. In the event that the Company has the option and intent to settle a restricted stock unit in cash, the award is classified as a liability and revalued at each balance sheet date. Total cash paid to settle restricted stock unit liabilities and the increase in the liabilities for future cash settlements during the years ended December 31, 2013 and 2012 were not material.

97

[Table of Contents](#)

MONSTER BEVERAGE CORPORATION AND SUBSIDIARIES
NOTES TO CONSOLIDATED FINANCIAL STATEMENTS
(Tabular Dollars in Thousands, Except Per Share Amounts)

The following table summarizes the Company's activities with respect to non-vested restricted stock awards and non-vested restricted stock units as follows:

	Number of Shares (in thousands)	Weighted Average Grant-Date Fair Value
Non-vested at January 1, 2013	637	\$ 46.97
Granted 01/01/13 - 03/31/13	8	\$ 50.89
Granted 04/01/13 - 06/30/13	15	\$ 54.64
Granted 07/01/13 - 09/30/13	-	\$ -
Granted 10/01/13 - 12/31/13	5	\$ 54.57
Vested	(262)	\$ 43.87
Forfeited/cancelled	(12)	\$ 54.67
Non-vested at December 31, 2013	391	\$ 49.27

The weighted-average grant-date fair value of restricted stock units and restricted stock awards granted during the years ended December 31, 2013, 2012 and 2011 was \$53.50, \$61.73 and \$41.65 per share, respectively. As of December 31, 2013, 0.4 million of restricted stock units and restricted stock awards are expected to vest.

At December 31, 2013, total unrecognized compensation expense relating to non-vested restricted stock awards and non-vested restricted stock units was \$13.8 million, which is expected to be recognized over a weighted-average period of 1.9 years.

Employee and Non-Employee Share-Based Compensation Expense

The table below shows the amounts recognized in the consolidated financial statements for the twelve-months ended December 31, 2013, 2012 and 2011 for share-based compensation related to employees and non-employees. Employee and non-employee share-based compensation expense of \$28.8 million for the year ended December 31, 2013 is comprised of \$5.2 million that relates to incentive stock options and \$23.6 million that relates to non-qualified stock options and restricted units and awards. Employee and non-employee share-based compensation expense of \$28.4 million for the year ended December 31, 2012 is comprised of \$5.1 million that relates to incentive stock options and \$23.3 million that relates to non-qualified stock options and restricted units and awards. Employee and non-employee share-based compensation expense of \$19.4 million for the year ended December 31, 2011 is comprised of \$4.9 million that relates to incentive stock options and \$14.5 million that relates to non-qualified stock options and restricted units and awards. The portion of share-based compensation expense that relates to incentive stock options has not been considered in the tax benefit computation below.

	2013	2012	2011
Operating expenses	\$ 28,764	\$ 28,413	\$ 19,424
Total employee and non-employee share-based compensation expense included in income, before income tax	28,764	28,413	19,424
Less: Amount of income tax benefit recognized in earnings	(7,730)	(8,933)	(6,646)
Amount charged against net income	\$ 21,034	\$ 19,480	\$ 12,778

98

[Table of Contents](#)

MONSTER BEVERAGE CORPORATION AND SUBSIDIARIES
NOTES TO CONSOLIDATED FINANCIAL STATEMENTS
(Tabular Dollars in Thousands, Except Per Share Amounts)

13. INCOME TAXES

Components of the provision for income taxes are as follows:

	Year Ended December 31,		
	2013	2012	2011

Current:			
Federal	\$ 191,596	\$ 177,372	\$ 146,385
State	36,662	30,268	22,526
Foreign	4,052	3,951	2,827
	<u>232,310</u>	<u>211,591</u>	<u>171,738</u>
Deferred:			
Federal	(7,441)	(743)	634
State	(1,443)	(483)	465
Foreign	(9,694)	(7,373)	(3,583)
	<u>(18,578)</u>	<u>(8,599)</u>	<u>(2,484)</u>
Valuation allowance	11,501	6,142	1,797
	<u>\$ 225,233</u>	<u>\$ 209,134</u>	<u>\$ 171,051</u>

The differences in the total provision for income taxes that would result from applying the 35% federal statutory rate to income before provision for income taxes and the reported provision for income taxes are as follows:

	Year Ended December 31,		
	2013	2012	2011
U.S. Federal tax expense at statutory rates	\$ 197,363	\$ 192,204	\$ 160,045
State income taxes, net of federal tax benefit	22,640	20,252	14,917
Permanent differences	936	5,968	1,176
Domestic production deduction	(16,039)	(15,469)	(11,551)
Other	266	(388)	1,538
Foreign rate differential	8,566	425	3,129
Valuation allowance	11,501	6,142	1,797
	<u>\$ 225,233</u>	<u>\$ 209,134</u>	<u>\$ 171,051</u>

[Table of Contents](#)

MONSTER BEVERAGE CORPORATION AND SUBSIDIARIES
NOTES TO CONSOLIDATED FINANCIAL STATEMENTS
(Tabular Dollars in Thousands, Except Per Share Amounts)

Major components of the Company's deferred tax assets (liabilities) at December 31 are as follows:

	2013	2012
Deferred Tax Assets:		
Reserve for sales returns	\$ 583	\$ 145
Reserve for doubtful accounts	62	28
Reserve for inventory obsolescence	2,060	2,753
Reserve for marketing development fund	9,470	4,595
Capitalization of inventory costs	1,949	1,524
State franchise tax	6,043	5,268
Accrued compensation	867	49
Accrued other liabilities	4,871	1,825
Deferred revenue	50,813	49,597
Stock-based compensation	21,963	19,965
Securities impairment	273	2,104
Foreign net operating loss carryforward	19,346	13,529
Prepaid supplies	4,639	2,008
Total gross deferred tax assets	<u>\$ 122,939</u>	<u>\$ 103,390</u>
Deferred Tax Liabilities:		
Amortization of trademarks	\$ (10,393)	\$ (9,179)
Unrealized gain on available-for-sale investments	-	(1,006)
Amortization of graphic design	(94)	(81)
Depreciation	(5,828)	(5,304)
Total gross deferred tax liabilities	<u>(16,315)</u>	<u>(15,570)</u>
Valuation Allowance	(22,089)	(11,316)
Net deferred tax assets	<u>\$ 84,535</u>	<u>\$ 76,504</u>

During the years ended December 31, 2013, 2012 and 2011, the Company established full valuation allowances against deferred tax assets, resulting from cumulative net operating losses incurred by certain foreign subsidiaries of the Company. The effect of the valuation allowances and their related impact on the Company's overall tax rate was to increase the Company's provision for income taxes by \$10.8 million, \$6.1 million, and \$1.8 million for the years ended December 31, 2013, 2012 and 2011, respectively. At December 31, 2013, the

Company had net operating loss carryforwards of approximately \$95.1 million. Of this amount, \$73.9 million may be carried forward indefinitely. The remaining \$21.2 million will begin to expire in 2017.

[Table of Contents](#)

MONSTER BEVERAGE CORPORATION AND SUBSIDIARIES
NOTES TO CONSOLIDATED FINANCIAL STATEMENTS
(Tabular Dollars in Thousands, Except Per Share Amounts)

The following is a rollforward of the Company's total gross unrecognized tax benefits, not including interest and penalties, for the years ended December 31, 2013, 2012 and 2011:

	Gross Unrealized Tax Benefits
Balance at January 1, 2011	\$ 465
Additions for tax positions related to the current year	-
Additions for tax positions related to the prior year	1,445
Decreases for tax positions related to prior years	-
Balance at December 31, 2011	<u>\$ 1,910</u>
Additions for tax positions related to the current year	-
Additions for tax positions related to the prior year	520
Decreases for tax positions related to prior years	(1,504)
Balance at December 31, 2012	<u>\$ 926</u>
Additions for tax positions related to the current year	-
Additions for tax positions related to the prior year	9
Decreases for tax positions related to prior years	-
Balance at December 31, 2013	<u>\$ 935</u>

The Company recognizes accrued interest and penalties related to unrecognized tax benefits in the provision for income taxes in the Company's condensed consolidated financial statements. As of December 31, 2013, the Company had accrued approximately \$0.4 million in interest and penalties related to unrecognized tax benefits. If the Company were to prevail on all uncertain tax positions it would not have a significant impact on the Company's effective tax rate.

It is expected that the amount of unrecognized tax benefits will not significantly change within the next 12 months.

On March 8, 2013, the Internal Revenue Service ("IRS") began its examination of the Company's U.S. federal income tax returns for the years ended December 31, 2010 and 2011. The Company is also in various stages of examination with certain states.

The Company is subject to U.S. federal income tax as well as to income tax in multiple state and foreign jurisdictions. Federal income tax returns are subject to IRS examination for the 2010, 2011 and 2012 tax years. State income tax returns are subject to examination for the 2009 through 2012 tax years.

[Table of Contents](#)

MONSTER BEVERAGE CORPORATION AND SUBSIDIARIES
NOTES TO CONSOLIDATED FINANCIAL STATEMENTS
(Tabular Dollars in Thousands, Except Per Share Amounts)

14. EARNINGS PER SHARE

A reconciliation of the weighted average shares used in the basic and diluted earnings per common share computations for the years ended December 31, 2013, 2012 and 2011 is presented below (in thousands):

	<u>2013</u>	<u>2012</u>	<u>2011</u>
Weighted-average shares outstanding:			
Basic	166,679	173,712	176,212

For the years ended December 31, 2013, 2012 and 2011, options and awards outstanding totaling 1.3 million shares, 0.3 million shares and 0.3 million shares respectively, were excluded from the calculations as their effect would have been antidilutive.

15. EMPLOYEE BENEFIT PLAN

Employees of the Company may participate in the Monster Beverage Corporation 401(k) Plan, a defined contribution plan, which qualifies under Section 401(k) of the Internal Revenue Code. Participating employees may contribute up to 15% of their pretax salary up to statutory limits. The Company contributes 25% of the employee contribution, up to 8% of each employee's earnings, which vest 20% each year for five years after the first anniversary date. Matching contributions were \$0.6 million, \$0.5 million and \$0.5 million for the years ended December 31, 2013, 2012 and 2011, respectively.

16. SEGMENT INFORMATION

The Company has two reportable segments, namely Direct Store Delivery ("DSD"), whose principal products comprise energy drinks, and Warehouse ("Warehouse"), whose principal products comprise juice based and soda beverages. The DSD segment develops, markets and sells products primarily through an exclusive distributor network, whereas the Warehouse segment develops, markets and sells products primarily direct to retailers. Corporate and unallocated amounts that do not relate to DSD or Warehouse segments specifically have been allocated to "Corporate & Unallocated." No asset information has been provided for the Company's reportable segments as management does not measure or allocate assets on a segment basis.

[Table of Contents](#)

MONSTER BEVERAGE CORPORATION AND SUBSIDIARIES NOTES TO CONSOLIDATED FINANCIAL STATEMENTS (Tabular Dollars in Thousands, Except Per Share Amounts)

The net revenues derived from DSD and Warehouse segments and other financial information related thereto for the years ended December 31, 2013, 2012 and 2011 are as follows:

	Year Ended December 31, 2013			
	DSD	Warehouse	Corporate and Unallocated	Total
Net sales	\$ 2,147,355	\$ 99,073	\$ -	\$ 2,246,428
Contribution margin	726,826	(1,652)	-	725,174
Corporate & unallocated expenses	-	-	(152,258)	(152,258)
Operating income				572,916
Interest and other income, net	755	(2)	(9,775)	(9,022)
Income before provision for income taxes				563,894
Depreciation & amortization	(19,023)	(244)	(3,446)	(22,713)
Trademark amortization	-	(44)	(5)	(49)

	Year Ended December 31, 2012			
	DSD	Warehouse	Corporate and Unallocated	Total
Net sales	\$ 1,966,481	\$ 94,221	\$ -	\$ 2,060,702
Contribution margin	660,607	3,496	-	664,103
Corporate & unallocated expenses	-	-	(113,480)	(113,480)
Operating income				550,623
Interest and other income, net	494	(2)	(1,961)	(1,469)
Income before provision for income taxes				549,154
Depreciation & amortization	(15,660)	(139)	(4,714)	(20,513)
Trademark amortization	-	(44)	(5)	(49)

	Year Ended December 31, 2011			
	DSD	Warehouse	Corporate and Unallocated	Total
Net sales	\$ 1,608,326	\$ 94,904	\$ -	\$ 1,703,230
Contribution margin	543,210	4,291	-	547,501
Corporate & unallocated expenses	-	-	(91,078)	(91,078)
Operating income				456,423
Interest and other income, net	(12)	(1)	860	847
Income before provision for income taxes				457,270

Depreciation & amortization	(12,684)	(87)	(4,261)	(17,032)
Trademark amortization	-	(44)	(8)	(52)

Revenue is derived from sales to external customers. Operating expenses that pertain to each segment are allocated to the appropriate segment.

[Table of Contents](#)

MONSTER BEVERAGE CORPORATION AND SUBSIDIARIES
NOTES TO CONSOLIDATED FINANCIAL STATEMENTS
(Tabular Dollars in Thousands, Except Per Share Amounts)

Corporate and unallocated expenses were \$152.3 million for the year ended December 31, 2013 and included \$82.5 million of payroll costs, of which \$28.8 million was attributable to stock-based compensation expense (see Note 12, "Stock-Based Compensation"), and \$38.7 million was attributable to professional service expenses, including accounting and legal costs, and \$31.1 million of other operating expenses. Corporate and unallocated expenses were \$113.5 million for the year ended December 31, 2012 and included \$73.0 million of payroll costs, of which \$28.4 million was attributable to stock-based compensation expense (see Note 12, "Stock-Based Compensation"), and \$19.7 million was attributable to professional service expenses, including accounting and legal costs, \$4.4 million of depreciation and \$16.4 million of other operating expenses. Corporate and unallocated expenses were \$91.1 million for the year ended December 31, 2011 and included \$55.8 million of payroll costs, of which \$19.4 million was attributable to stock-based compensation expense (see Note 12, "Stock-Based Compensation"), and \$17.8 million was attributable to professional service expenses, including accounting and legal costs, \$4.1 million of depreciation and \$13.4 million of other operating expenses.

CCR, a customer of the DSD segment, accounted for 29%, 28% and 29% of the Company's net sales for the years ended December 31, 2013, 2012 and 2011, respectively.

Net sales to customers outside the United States amounted to \$467.2 million, \$415.8 million and \$300.9 million for the years ended December 31, 2013, 2012 and 2011, respectively. Such sales were approximately 20.8%, 20.2% and 17.7% of net sales for the years ended December 31, 2013, 2012 and 2011, respectively.

The Company's net sales by product line for years ended December 31, 2013, 2012 and 2011, respectively, were as follows:

Product Line	2013	2012	2011
Energy drinks	\$ 2,082,238	\$ 1,906,236	\$ 1,563,331
Non-carbonated (primarily juice based beverages)	120,145	110,217	94,398
Carbonated (primarily soda beverages)	29,245	31,044	32,467
Other	14,800	13,205	13,034
	<u>\$ 2,246,428</u>	<u>\$ 2,060,702</u>	<u>\$ 1,703,230</u>

17. RELATED PARTY TRANSACTIONS

Two directors and officers of the Company and their families are principal owners of a company that provides promotional materials to the Company. Expenses incurred with such company in connection with promotional materials purchased during the years ended December 31, 2013, 2012 and 2011 were \$1.0 million, \$1.0 million and \$1.2 million, respectively.

A director of the Company was a partner in a law firm (the director resigned from the law firm effective July 10, 2011) that serves as counsel to the Company. Expenses incurred in connection with services rendered by such firm to the Company during the year ended December 31, 2011 were \$4.0 million.

[Table of Contents](#)

MONSTER BEVERAGE CORPORATION AND SUBSIDIARIES
NOTES TO CONSOLIDATED FINANCIAL STATEMENTS
(Tabular Dollars in Thousands, Except Per Share Amounts)

18. QUARTERLY FINANCIAL DATA (Unaudited)

Quarter ended:	Net Sales	Gross Profit	Net Income	Net Income per Common Share	
				Basic	Diluted
March 31, 2013	\$ 484,223	\$ 252,039	\$ 63,496	\$ 0.38	\$ 0.37

June 30, 2013	630,934	336,262	106,873	\$	0.64	\$	0.62
September 30, 2013	590,422	307,470	92,187	\$	0.55	\$	0.53
December 31, 2013	540,849	277,160	76,105	\$	0.46	\$	0.44
	<u>\$ 2,246,428</u>	<u>\$ 1,172,931</u>	<u>\$ 338,661</u>				

Quarter ended:

March 31, 2012	\$ 454,605	\$ 241,169	\$ 76,099	\$	0.44	\$	0.41
June 30, 2012	592,640	307,008	109,795	\$	0.62	\$	0.59
September 30, 2012	541,940	273,592	86,142	\$	0.49	\$	0.47
December 31, 2012	471,517	243,887	67,984	\$	0.40	\$	0.39
	<u>\$ 2,060,702</u>	<u>\$ 1,065,656</u>	<u>\$ 340,020</u>				

Certain of the figures reported above may differ from previously reported figures for individual quarters due to rounding.

[Table of Contents](#)

MONSTER BEVERAGE CORPORATION AND SUBSIDIARIES
SCHEDULE II – VALUATION AND QUALIFYING ACCOUNTS
FOR THE YEARS ENDED DECEMBER 31, 2013, 2012 AND 2011 (Dollars in Thousands)

Description	Balance at beginning of period	Charged to cost and expenses	Deductions	Balance at end of period
Allowance for doubtful accounts, sales returns and cash discounts:				
2013	\$ 1,430	\$ 4,894	\$ (3,398)	\$ 2,926
2012	\$ 1,893	\$ 9,148	\$ (9,611)	\$ 1,430
2011	\$ 1,870	\$ 8,368	\$ (8,345)	\$ 1,893
Allowance on Deferred Tax Assets and Unrecognized Tax Benefits:				
2013	\$ 12,579	\$ 11,551	\$ -	\$ 24,130
2012	\$ 7,592	\$ 6,142	\$ (1,155)	\$ 12,579
2011	\$ 4,003	\$ 3,589	\$ -	\$ 7,592

AGREEMENT

This Agreement ("Agreement") is entered into as of October 28, 2013 by and between Monster Energy Company (the "Company") and Mark J. Hall ("Mark"), who agree as follows:

1. Recitals. This Agreement is made with reference to the following recital of essential facts:

1.1. Mark commenced employment with the Company on or about January 21, 1997 and has served as a senior officer of the Company in accordance with (a) the employment offer letter dated January 21, 1997 and (b) the Employee Confidentiality Agreement dated December 20, 2005 (collectively, the "Existing Employment Terms").

1.2. Mark has requested, and the Company has agreed, subject to certain terms and conditions set forth in this Agreement, that Mark be permitted to take a sabbatical and leave of absence until December 31, 2013 (the "Sabbatical").

1.3. Mark and the Company have agreed to memorialize their agreement on the terms and conditions set forth below.

2. Sabbatical. Subject to the terms and conditions set forth in this Agreement, the Company agrees that Mark shall take a Sabbatical until December 31, 2013. During the Sabbatical, Mark shall continue to receive all his employment benefits in accordance with the Existing Employment Terms and prevailing Company policies and procedures, but shall not be required to perform any services for, or to be present at, the business of the Company, except as provided in this Agreement. Mark may be required, from time to time, to provide information relating to matters uniquely within Mark's knowledge and purview. Although Mark is not required to be present at the Company's office during the Sabbatical, he may, if he desires, come to the office from time to time if he desires.

3. Stock Rights and Options. During the Sabbatical and Mark's continued employment pursuant to this Agreement, Mark shall continue to be entitled to the benefits of his employment with the Company in accordance with the Existing Employment Terms. Such rights shall include, without limitation, the right to exercise options and to acquire and sell stock pursuant to any Stock Option Agreements, and to receive and sell stock pursuant to any Restricted Stock Agreement and any Restricted Stock Unit Agreement and amendments thereto, if any, as specified in attached Exhibit A (collectively, the "Stock Related Agreements"). Nothing contained in this Section 3 shall be deemed to permit trading of stock during any period that trading is prohibited under applicable securities law or Company policies.

4. Title, Employment Description and Board Membership.

4.1. With effect from January 1, 2014, Mark will resign as the President of the Company's Monster Beverage Division and shall assume the title and role of Chief Brand Officer and Mark's compensation shall be reduced to \$250,000 per year payable bi-monthly in accordance with the Existing Employment Terms and the Company's prevailing policies and procedures. Mark shall receive the annual bonus for 2013 that he would ordinarily have been entitled to receive but reduced prorata for the period of the Sabbatical.

4.2. Mark's employment shall be at-will and shall be terminable by Mark or the Company at any time, for any reason, or for no reason, with or without cause or notice at any time after December 31, 2014.

(a) Until December 31, 2014, the Company may terminate Mark's employment only "for cause". For purposes of this Agreement, "for cause" means the following: (i) Mark's failure to substantially perform his duties thirty (30) days after the Company provides him with a written demand for such performance and specifying in detail the areas in which Mark is not performing; (ii) Mark is convicted for committing a felony involving moral turpitude or any other crime that impairs Mark's ability to perform his duties or has the potential to negatively affect the operations or reputation of the Company; (iii) Mark engages in any act of dishonesty towards the Company which, with Mark's intent, results in material monetary or other gain or personal enrichment to Mark, Mark's friends, family or associates, at the expense of the Company; (iv) any material violation of Sections 5.1, 6 or 7 below, after the Company provides 30 days' notice of the violation and an opportunity to cure (to the extent the violation can be cured); (v) any other willful act or gross misconduct by Mark that is materially harmful to the business interests of the Company, after the Company provides 30 days' notice of the misconduct and an opportunity to cure (to the extent the misconduct can be cured). No act or omission of Mark shall be considered "willful" if undertaken by Mark in good faith and in the reasonable belief that such act or omission was undertaken in the best interests of the Company and/or was required by law; or (vi) the death of Mark.

(b) Until December 31, 2014, Mark may only terminate his employment "for good reason." For the purposes of this Agreement, "for good reason" means any of the following: (a) the Company's material breach of this Agreement after Mark provides the Company with thirty (30) days' written notice of the breach and an opportunity to cure (to the extent the breach can be cured), (b) a material adverse change, without Mark's consent, to Mark's position, responsibilities or duties, other than as described in this Agreement, which is not cured within thirty (30) days of Mark's written notice of his objection to such change.

4.3. Subject to compliance with the Company's policies and procedures, Mark agrees to serve as a member of the Board of Directors of Monster Beverage Corporation ("MBC") with effect from January 1, 2014 and continuing for at least one year.

4.4. Notwithstanding anything contained in this Agreement, Mark shall not be required to work from the Company's place of business and may render substantially all of his services from a location of his choosing but shall be available to attend telephonic and video conferences at such times as may reasonably be required by the Company. Mark shall use his best efforts to attend, either in person or

telephonically, all duly noticed Board meetings. Although Mark shall not be required to work from the Company's place of business, the Company shall provide him with an office in its place of business that is suitable and commensurate with his status, for occasions when Mark desires to work in the office on the Company's business.

5. Mark's Covenants.

5.1. During the term of his employment, and for a period of two (2) years after termination of employment or service as a Board member, whichever occurs last, Mark covenants and agrees that he shall not, directly or indirectly (a) reveal or use any Confidential Material (as defined in Section 6) or Proprietary Information (as defined in Section 7.1) except for the benefit of the Company, (b) own an interest in, operate or participate in, or be connected as an officer, director, employee, agent, independent contractor, partner, shareholder, or principal of any business entity or person producing, designing, providing, soliciting orders for, selling, distributing, or marketing non-alcoholic beverages including those which are similar to, or compete with, the products of the Company or any Affiliate (as defined below), (c) entice, induce or attempt to induce any customer, supplier, vendor, licensor, licensee or other business affiliates of the Company or any Affiliate to reduce or diminish the business it does with the Company or any Affiliate or do business with any competitor or potential competitor of the Company or any Affiliate, (d) induce or attempt to induce any employee or independent contractor of the Company or any Affiliate to terminate his, her or its employment, contract or other relationship with the Company or any Affiliate, including, without limitation, by soliciting

2

that employee or independent contractor to do business with Mark or any affiliate or employer of Mark, or (e) undertake any employment or activity competitive with the Company's business including, without limitation, the inducement or solicitation of the Company's customers, if the duties or work of, in connection with, or related to such competitive employment or activity would or might cause Mark to reveal or use any Confidential Material or Proprietary Information. For the purposes of this Agreement, "Affiliate" shall mean any partner, employee, director, shareholder, or officer of the Company or any person or entity controlled by, controlling, or under common control with, directly or indirectly, the Company or its successor in title and interest.

5.2. Notwithstanding anything to the contrary contained in Section 5.1 (b) or (e) above, Mark shall be entitled to be a shareholder, member, employee, director, partner, and/or consultant of an entity that is engaged in producing, marketing and selling alcoholic beverages, providing such entity does not directly or indirectly compete with the Company. Such entity shall not be regarded as competing with the Company merely because it has a business relationship with distributors with whom the Company has or has had a business relationship. Moreover, such entity shall not be regarded as competing with the Company merely because the alcoholic beverages may be marketed and sold to the same consumers who purchase the Company's non-alcoholic products.

5.3. The restrictions in Section 5.1 above shall apply to any region in which the Company does business, or produces, distributes, markets or sells its products. Mark agrees that these covenants are reasonable with respect to their duration, geographical area, and scope. Notwithstanding any restriction in Section 5.1, (a) Mark may purchase or otherwise acquire up to (but not more than) one percent (1%) of any class of securities of any enterprise (but without otherwise participating in the activities of such enterprise) if such securities are listed on any national or regional securities exchange or have been registered under Section 12(g) of the Securities Exchange Act of 1934 and (b) Mark may enter into a business relationship with an entity which produces alcoholic beverages and does not directly or indirectly compete with the Company but which may sell its products to entities that do business with the Company. If a court or arbitrator of competent jurisdiction holds that the obligations of Mark pursuant to Section 5.1 above are unenforceable due to the duration, geographical areas or scope of this such, then such duration, geographical area or scope of this covenant shall be reduced to the least degree necessary to render this covenant enforceable.

5.4. In the event of a breach by Mark of any covenant set forth in Section 5.1 above, the term of such covenant will be extended by the period of the duration of such breach, provided however that such extension shall be limited to two (2) years. Mark acknowledges that the injury that would be suffered by the Company as a result of the breach of the provisions of Sections 5, 6 and/or 7 of this Agreement would be irreparable and that an award of monetary damages to the Company for such breach would be an inadequate remedy. Consequently, the Company will have the right, in addition to any other rights it may have under this Agreement or applicable law, to obtain injunctive relief to restrain any breach or threatened breach or otherwise to specifically enforce any provisions of this Agreement, and the Company will not be obligated to post bond or other security in seeking such relief. The rights, remedies and relief provided in this Section 5.4 shall be in addition and without prejudice to the Company's rights, remedies and relief pursuant to Section 5.6 below.

5.5. Before initiating any legal action under Sections 5.1, 6, and/or 7 of this Agreement, the Company agrees to give Mark 30 days' written notice and a detailed explanation of why the Company believes he is breach of the Agreement. Notwithstanding anything to the contrary contained under Sections 4.2 and 5.6 of this Agreement, neither the Company nor Mark shall not be entitled to more than one (1) notice and opportunity to cure a true breach/default during any 12 month period.

3

5.6. Mark and the Company agree that if Mark materially breaches his obligations under Sections 5.1, 6, and/or 7 of this Agreement (the "Confidentiality and Non-Compete Provisions"), damages will be sustained by the Company that are not reasonably ascertainable, and Mark and the Company have reasonably estimated a fair compensation for the losses that will be suffered by the Company as a result of such breach/es but which does not constitute compensation for all damage, harm and/or prejudice the Company will suffer (the "Liquidated Damages"). Notwithstanding that the Liquidated Damages will not fully compensate the Company or remedy all the damage, harm and/or prejudice that will be suffered by the Company as a consequence of Mark's breach/es of the Confidentiality and Non-Compete Provisions, and without prejudice to the Company's rights and remedies under Section 5.4 above, the Company and Mark agree that (i) Liquidated Damages in the sum of \$1,500,000 for any material breach of the Confidentiality and Non-Compete Provisions occurring within

one (1) year of Mark's termination of employment with the Company and \$1,000,000 for any such material breach occurring after the 1st anniversary of Mark's termination of employment with the Company are and will be reasonable, (ii) if Mark materially breaches any of the obligations under Section 5.1 above or 6 or 7 below, then without prejudice to the Company's rights and remedies under Section 5.4 above, the Company shall be entitled to a payment of Liquidated Damages of \$1,500,000 for any material breach occurring within one (1) year of Mark's termination of employment with the Company, and payment of Liquidated Damages of \$1,000,000 for any material breach occurring after the 1st anniversary of Mark's termination of employment with the Company, and (iii) in consideration of the payment of such Liquidated Damages, the parties to this Agreement shall be deemed to have waived all other claims for a breach of the Confidentiality and Non-Compete Provisions except for the Company's rights under Section 5.4. The Parties agree that the Company's aggregate recovery for all alleged violations of Sections 5.1, 6, and 7 is the \$1,500,000 or \$1,000,000 caps referenced in the preceding sentence, and that no stacking of liquidated damages amounts will occur. The Company and Mark expressly agree that the payment of Liquidated Damages pursuant to this Section 5.6 will not fully compensate the Company or remedy all the damage, harm and/or prejudice that will be suffered by the Company as a consequence of Mark's breach of the Confidentiality and Non-Compete Provisions and therefore shall not impair any right of the Company to seek or obtain injunctive relief pursuant to Section 5.4 above. Mark further hereby waives the right to, and agrees that he shall not, assert that the payment of Liquidated Damages affects or impairs the Company's right to claim injunctive relief pursuant to Section 5.4 above.

6. Confidentiality. Mark acknowledges that the Company has made and may in the future make available to Mark its customer identification, lists and contact information, customer preferences, plans and strategic information, product design information, software data and code, performance standards, marketing plans and information, independent contractor identification and terms of compensation, supplier and vendor information, compensation arrangements, strategic plans and information, and other confidential and/or proprietary information of the Company or any Affiliate or their respective customers including without limitation trade secrets and copyrighted materials, and confidential information provided to the Company by the Company's customers (collectively, all of the items listed above are the "Confidential Material"). All data, lists and compilations assembled or developed by Mark relating to the Company's business are also deemed to be the "Confidential Material" of the Company for all purposes, and Mark hereby assigns all of Mark's right, title and interest to such Confidential Material (now existing or later developed) to the Company. Except as essential to Mark's obligations to the Company, Mark will not make any disclosure, use or duplication of any of the Confidential Material. Immediately upon request from the Company, Mark will return to the Company all Confidential Material in all forms and formats. For the purposes of this Section, Confidential Material will not include publicly available information in the same form as maintained by the Company.

7. Proprietary Information

7.1. Defined. For purposes of this Agreement, "Proprietary Information" means all information, observations, data, code, written materials, records, documents, computer programs, software, firmware, inventions, discoveries, improvements, developments, tools, machines, apparatus, appliances, designs, promotional ideas, customer and supplier lists, practices, processes, formulae, methods, techniques, know-how, trade secrets, products and/or research related to the actual or anticipated products, services, business or finances of the Company.

4

7.2. Ownership. All right, title and interest of every kind and nature in and to the Proprietary Information made, discussed, developed, secured, obtained or learned by Mark during the term of his employment with the Company is and will be the sole and exclusive property of the Company for all purposes and uses and is a "work made for hire" within the meaning of 17 USC 101, to the extent applicable to the Proprietary Information. The covenants set forth in the preceding sentence will apply regardless of whether any Proprietary Information is made, discovered, developed, secured, obtained or learned (a) solely or jointly with others, (b) during the usual hours of work or otherwise, (c) at the request and upon the suggestion of the Company or otherwise, or (d) with the Company's materials, tools, instruments or on the Company's premises or otherwise. All Proprietary Information developed, created, invented, devised, conceived or discovered by Mark that is subject to copyright protection is explicitly considered by Mark and the Company to be works made for hire to the extent permitted by law. Mark hereby assigns to the Company all of Mark's right, title and interest in and to all Proprietary Information.

8. Miscellaneous Provisions

8.1. Governing Law. This Agreement will be governed by and construed in accordance with the laws of the State of California.

8.2. Further Assurances. Each party to this Agreement will execute all instruments and documents and take all actions as may be reasonably required to effectuate this Agreement.

8.3. Counterparts. This Agreement may be executed in counterparts, each of which will be deemed an original and all of which together will constitute one document.

8.4. Attorneys' Fees. In the event any litigation, arbitration, or other proceeding ("Proceeding") is initiated by any party against any other party to enforce, interpret or otherwise obtain judicial or quasi-judicial relief in connection with this Agreement, the prevailing party in such Proceeding will be entitled to recover from the unsuccessful party all costs, expenses, actual attorneys' and expert witness fees, relating to or arising out of: (a) such Proceeding (whether or not such Proceeding proceeds to judgment); and (b) any post-judgment or post-award proceeding, including without limitation, one to enforce any judgment or award resulting from any such Proceeding. Any such judgment or award will contain a specific provision for the recovery of all such subsequently incurred costs, expenses, actual attorneys' and expert witness fees.

8.5. Modification. This Agreement may be modified only by a contract in writing executed by the party to this Agreement against whom enforcement of such modification is sought.

8.6. Prior Understandings. This Agreement, the Existing Employment Agreements and the Stock Related Agreements contain the entire agreement between the parties to this Agreement with respect to the subject matter of this Agreement, are intended as a final expression of such parties' agreement with respect to such terms as are included in this Agreement, are intended as a complete and exclusive statement of the terms of such agreement, and supersede all negotiations, stipulations, understandings, agreements, representations and warranties, if any, with respect to such subject matter, which precede or accompany the execution of this Agreement.

8.7. Partial Invalidity. Each provision of this Agreement will be valid and enforceable to the fullest extent permitted by law. If any provision of this Agreement or the application of such provision to any person or circumstance will, to any extent, be invalid or unenforceable, the remainder of this Agreement, or the application of such provision to persons or circumstances other than those as to which it is held invalid or unenforceable, will not be affected by such invalidity or unenforceability, unless such provision or such application of such provision is essential to this Agreement.

5

8.8. Drafting Ambiguities. Each party to this Agreement and its legal counsel have reviewed and revised this Agreement. The rule of construction that any ambiguities are to be resolved against the drafting party will not be employed in the interpretation of this Agreement or of any amendments or exhibits to this Agreement.

8.9. Effectiveness. This Agreement will become effective when it has been executed by all of the parties to this Agreement.

8.10. Successors-in-Interest and Assigns. This Agreement is binding upon and inures to the benefit of the successors-in-interest and assigns of each party to this Agreement.

9. Arbitration of Disputes

9.1. Any controversy or claim relating to or arising out of this Agreement or Mark's employment shall be settled in Orange County, California by arbitration in accordance with JAMS arbitration rules applicable to employment disputes (which may be viewed on line at "<http://www.jamsadr.com/rules-employment-arbitration>") (the "JAMS Rules"). Judgment upon the award rendered by the arbitrator(s) may be entered in any court having jurisdiction. Nothing in this Agreement, however, prevents Mark from initially submitting a dispute to the California Labor Commissioner, Department of Fair Employment and Housing, the EEOC, or the National Labor Relations Board, as may be required under applicable law.

9.2. For any claims relating to or arising out of any state or federal statute or public policy ("public policy claims"): (a) the substantive and remedial provisions of the statute(s) applicable to the public policy claims shall be available to any party required to arbitrate under this agreement if those provisions would be otherwise available in court; (b) if the JAMS Rules do not already so provide, an employee submitting a public policy claim to arbitration shall be entitled to the full range of discovery provided under California Code of Civil Procedure 1283.05; (c) no employee shall be required to pay costs unique to the arbitration proceeding; and (d) the arbitrator must issue a written award setting forth the essential findings and conclusions on which the award is based.

9.3. The parties recognize and agree that due to the nature of the Company's business and its affect on interstate commerce, this agreement is governed by the Federal Arbitration Act as well as any applicable state or local law.

9.4. By signing this Agreement, the parties agree to have any dispute arising out of this Agreement decided by neutral arbitration as provided by California law and understand that they are giving up any rights he or it might possess to have the dispute litigated in a court or jury trial. By signing this Agreement, the parties are giving up their judicial rights to appeal. If a party refuses to submit to arbitration after agreeing to this provision, he or it may be compelled to arbitrate under the authority of the California Code of Civil Procedure. The parties' agreement to this arbitration provision is voluntary.

6

Dated: 10/28/13

By: /s/ Mark. J. Hall
Name: Mark J. Hall

Dated: 10/28/13

MONSTER ENERGY COMPANY,
a Delaware corporation

By: /s/ Hilton H. Schlosberg
Name: Hilton H. Schlosberg
Title: Vice Chairman

7

STOCK RELATED AGREEMENTS

The following Stock Related Agreements between Mark and the Company and/or HNC remain in effect:*

1. Stock Option Agreement dated December 1, 2009;
2. Stock Option Agreement dated December 1, 2010;
3. Stock Option Agreement dated March 14, 2014;
4. Restricted Stock Agreement dated June 1, 2011;
5. Restricted Stock Agreement dated September 1, 2011; and
6. Restricted Stock Unit Agreement dated as of September 1, 2011.

* Certain rights and options under the above-mentioned Stock Related Agreements have previously been exercised.

**SUBSIDIARIES
OF
MONSTER BEVERAGE CORPORATION**

Entity Name	Jurisdiction
Monster Energy Company	Delaware
Hansen Beverage Company	Delaware
Monster LDA Company	Delaware
Hansen Junior Juice Company	Delaware
Blue Sky Natural Beverage Co.	Delaware
Monster Energy Europe Limited	United Kingdom
Monster Energy Limited	Ireland
Monster Energy Au Pty Limited	Australia
Fastest, LLC	Delaware
HBC Corona Summit, LLC	California
Hansen PRE, LLC	Delaware
Monster Energy Canada Ltd.	Canada
Monster Racing, Inc.	Delaware
Monster Energy Brasil Comércio de Bebidas Ltda	Brazil
Monster Energy Mexico, S. de R.L. de C.V	Mexico
ME Management Services, S. de R.L. de C. V.	Mexico
Monster Energy France SAS	France
Monster Energy Austria GmbH	Austria
Monster Energy Colombia SAS	Colombia
Monster Energy Hong Kong Limited	Hong Kong
Monster Energy Beverage Company of South Africa (Proprietary) Limited	South Africa
Monster Energy Ukraine LLC	Ukraine
Monster Energy Beverage Company Peru, S.R.L	Peru
Monster Energy Bebidas Ecuador Cia. Ltda	Ecuador
Monster Energy Argentina S.A.	Argentina
Peace Tea Beverage Company	Delaware
Worx Energy Works	California
Vidration Beverage Company	Delaware
Monster Beverage Company	Connecticut
Hansen Natural Corporation	Delaware
Monster Energy Singapore Pte. Ltd.	Singapore
Monster Energy Korea, Ltd.	Korea, South
Monster Energy Japan Godo Kaisha	Japan
Monster Energy Company –Chile-Limitada	Chile
Monster Energy Switzerland Holding GmbH	Switzerland
Monster Energy Rus LLC	Russia
Monster Energy Vietnam Company Ltd.	Vietnam
Monster Energy India Private Limited	India
Monster Energy PRC Holdings (HK) Limited	Hong Kong
Monster Energy Company (Taiwan)	Taiwan
Monster İçecek Ticaret Limited Şirketi	Turkey
Monster Energy Nigeria Limited	Nigeria
Monster Energy SER doo Beograd-Vracar	Serbia
Limited Liability Company M Energy Rus	Russia

CONSENT OF INDEPENDENT REGISTERED PUBLIC ACCOUNTING FIRM

We consent to the incorporation by reference in Registration Statement No. 333-41333, No. 333-89123, No. 333-112482, No. 333-131467, No. 033-92526, No. 333-170713 and No. 333-174614 on Form S-8 of our reports dated March 3, 2014, relating to the consolidated financial statements and financial statement schedule of Monster Beverage Corporation and subsidiaries (the “Company”) and the effectiveness of the Company’s internal control over financial reporting, appearing in this Annual Report on Form 10-K of Monster Beverage Corporation and subsidiaries for the year ended December 31, 2013.

/s/ DELOITTE & TOUCHE LLP

Costa Mesa, California
March 3, 2014

CERTIFICATION PURSUANT TO RULE 13A-14(a) OR 15D-14(a) OF THE SECURITIES
EXCHANGE ACT OF 1934, AS ADOPTED PURSUANT TO SECTION 302 OF THE
SARBANES-OXLEY ACT OF 2002

I, Rodney Sacks, certify that:

1. I have reviewed this annual report on Form 10-K of Monster Beverage Corporation;
2. Based on my knowledge, this report does not contain any untrue statement of a material fact or omit to state a material fact necessary to make the statements made, in light of the circumstances under which such statements were made, not misleading with respect to the period covered by this report;
3. Based on my knowledge, the financial statements, and other financial information included in this report, fairly present in all material respects the financial condition, results of operations and cash flows of the registrant as of, and for, the periods presented in this report;
4. The registrant's other certifying officer(s) and I are responsible for establishing and maintaining disclosure controls and procedures (as defined in Exchange Act Rules 13a-15(e) and 15d-15(e)) and internal control over financial reporting (as defined in Exchange Act Rules 13a-15(f) and 15d-15(f)) for the registrant and have:
 - a. designed such disclosure controls and procedures, or caused such disclosure controls and procedures to be designed under our supervision, to ensure that material information relating to the registrant, including its consolidated subsidiaries, is made known to us by others within those entities, particularly during the period in which this report is being prepared;
 - b. designed such internal control over financial reporting, or caused such internal control over financial reporting to be designed under our supervision, to provide reasonable assurance regarding the reliability of financial reporting and the preparation of financial statements for external purposes in accordance with generally accepted accounting principles;
 - c. evaluated the effectiveness of the registrant's disclosure controls and procedures and presented in this report our conclusions about the effectiveness of the disclosure controls and procedures, as of the end of the period covered by this report based on such evaluation; and
 - d. disclosed in this report any change in the registrant's internal control over financial reporting that occurred during the registrant's most recent fiscal quarter (the registrant's fourth fiscal quarter in the case of an annual report) that has materially affected, or is reasonably likely to materially affect, the registrant's internal control over financial reporting; and
5. The registrant's other certifying officer(s) and I have disclosed, based on our most recent evaluation of internal control over financial reporting, to the registrant's auditors and the audit committee of registrant's board of directors (or persons performing the equivalent function):
 - a. all significant deficiencies and material weaknesses in the design or operation of internal control over financial reporting which are reasonably likely to adversely affect the registrant's ability to record, process, summarize and report financial information; and
 - b. any fraud, whether or not material, that involves management or other employees who have a significant role in the registrant's internal control over financial reporting.

Date: March 3, 2014

/s/Rodney C. Sacks

Rodney C. Sacks
Chairman of the Board of Directors
and Chief Executive Officer

CERTIFICATION PURSUANT TO RULE 13A-14(a) OR 15D-14(a) OF THE SECURITIES
EXCHANGE ACT OF 1934, AS ADOPTED PURSUANT TO SECTION 302 OF THE
SARBANES-OXLEY ACT OF 2002

I, Hilton Schlosberg, certify that:

1. I have reviewed this annual report on Form 10-K of Monster Beverage Corporation;
2. Based on my knowledge, this report does not contain any untrue statement of a material fact or omit to state a material fact necessary to make the statements made, in light of the circumstances under which such statements were made, not misleading with respect to the period covered by this report;
3. Based on my knowledge, the financial statements, and other financial information included in this report, fairly present in all material respects the financial condition, results of operations and cash flows of the registrant as of, and for, the periods presented in this report;
4. The registrant's other certifying officer(s) and I are responsible for establishing and maintaining disclosure controls and procedures (as defined in Exchange Act Rules 13a-15(e) and 15d-15(e)) and internal control over financial reporting (as defined in Exchange Act Rules 13a-15(f) and 15d-15(f)) for the registrant and have:
 - a. designed such disclosure controls and procedures, or caused such disclosure controls and procedures to be designed under our supervision, to ensure that material information relating to the registrant, including its consolidated subsidiaries, is made known to us by others within those entities, particularly during the period in which this report is being prepared;
 - b. designed such internal control over financial reporting, or caused such internal control over financial reporting to be designed under our supervision, to provide reasonable assurance regarding the reliability of financial reporting and the preparation of financial statements for external purposes in accordance with generally accepted accounting principles;
 - c. evaluated the effectiveness of the registrant's disclosure controls and procedures and presented in this report our conclusions about the effectiveness of the disclosure controls and procedures, as of the end of the period covered by this report based on such evaluation; and
 - d. disclosed in this report any change in the registrant's internal control over financial reporting that occurred during the registrant's most recent fiscal quarter (the registrant's fourth fiscal quarter in the case of an annual report) that has materially affected, or is reasonably likely to materially affect, the registrant's internal control over financial reporting; and
5. The registrant's other certifying officer(s) and I have disclosed, based on our most recent evaluation of internal control over financial reporting, to the registrant's auditors and the audit committee of registrant's board of directors (or persons performing the equivalent function):
 - a. all significant deficiencies and material weaknesses in the design or operation of internal control over financial reporting which are reasonably likely to adversely affect the registrant's ability to record, process, summarize and report financial information; and
 - b. any fraud, whether or not material, that involves management or other employees who have a significant role in the registrant's internal control over financial reporting.

Date: March 3, 2014

/s/ Hilton H. Schlosberg

Hilton H. Schlosberg
Vice Chairman of the Board of Directors,
President, Chief Operating Officer, Chief
Financial Officer and Secretary

CERTIFICATION PURSUANT TO
18 U.S.C. SECTION 1350,
AS ADOPTED PURSUANT TO
SECTION 906 OF THE SARBANES-OXLEY ACT OF 2002

In connection with the annual report of Monster Beverage Corporation (the “Company”) on Form 10-K for the year ended December 31, 2013 as filed with the Securities and Exchange Commission (the “Report”), the undersigned, Rodney C. Sacks, Chairman of the Board of Directors and Chief Executive Officer of the Company, certifies, pursuant to 18 U.S.C. 1350, as adopted pursuant to Section 906 of the Sarbanes-Oxley Act of 2002, that:

1. The Report fully complies with the requirements of Section 13(a) or 15(d) of the Securities Exchange Act of 1934; and
2. The information contained in the Report fairly presents, in all material respects, the financial condition and results of operations of the Company.

Date: March 3, 2014

/s/ Rodney C. Sacks

Rodney C. Sacks
Chairman of the Board of Directors
and Chief Executive Officer

CERTIFICATION PURSUANT TO
18 U.S.C. SECTION 1350,
AS ADOPTED PURSUANT TO
SECTION 906 OF THE SARBANES-OXLEY ACT OF 2002

In connection with the annual report of Monster Beverage Corporation (the “Company”) on Form 10-K for the year ended December 31, 2013 as filed with the Securities and Exchange Commission (the “Report”), the undersigned, Hilton H. Schlosberg, Vice Chairman of the Board of Directors, President, Chief Operating Officer, Chief Financial Officer and Secretary of the Company, certifies, pursuant to 18 U.S.C. 1350, as adopted pursuant to Section 906 of the Sarbanes-Oxley Act of 2002, that:

1. The Report fully complies with the requirements of Section 13(a) or 15(d) of the Securities Exchange Act of 1934; and
2. The information contained in the Report fairly presents, in all material respects, the financial condition and results of operations of the Company.

Date: March 3, 2014

/s/ Hilton H. Schlosberg

Hilton H. Schlosberg
Vice Chairman of the Board of Directors,
President, Chief Operating Officer, Chief
Financial Officer and Secretary
